

Beta WORKER

2024



**PROMOTION VALID FROM
01/03/2024 TO 28/02/2025**
All Prices Exclude VAT

INDEX

BITS



3

**SOCKETS
IN CASES**



3-9

**TOOL CASES, TOOL BOXES
AND TROLLEYS**



10-17

**CONTAINERS
WITH ASSORTMENT**



18-29

**ASSORTMENT
C45PRO**



30

Beta Worker is the tool line designed to cater to professionals' requirements, providing essential, functional solutions, based on an excellent quality/price ratio.

008606992



BW 860EA/31

Set of 30 bits with magnetic bit holder, in plastic case

X
31

	BW 861LP	●	0,5x3-0,6x4,5-0,8x5,5-1,0x5,5-1,2x6,5-1,6x8 mm
	BW 861PH	⊕	PH1-PH2-PH3
	BW 861PZ	⊕	PZ1-PZ2-PZ3
	BW 861PE	○	2-3-4-5-6-8 mm
	BW 861TX	⊗	T8-T9-T10-T15-T20-T25-T27-T30-T40
	BW 861PQ	○	1-2-3 mm
	BW 882M1	○ 1/4 - ● 1/4	

£ 18.50



012566122



BW 1256/C21-1

Set of 21 bits with magnetic bit holder, in plastic case

X
22

£ 12.50

	BW 1256LP	●	1,5-2-2,5 mm
	BW 1256PH	⊕	PH0-PH1
	BW 1256PZ	⊕	PZ0-PZ1
	BW 1256PE	○	0,7-0,9-1,3-1,5-2-2,5-3 mm
	BW 1256TX	⊗	T4-T5-T6-T7
	BW 1256RTX	⊗	T8-T10-T15
		4 mm	99 mm



009036042

1/4"

BW 903E/C42

Assortment of 13 hexagon sockets, 18 bits, 4 offset hexagon key wrenches and 7 accessories, in plastic case

X
42

	BW 900	○	4-4,5-5-5,5-6-7-8-9-10-11-12-13-14 mm
	BW 900E/55	⊗	126 mm
	BW 900/25		
	BW 900/20		50 mm
	BW 900/20L		100 mm
	BW 900/42		115 mm
	BW 900/30		150 mm
	BW 96	○	1,3-1,5-2-2,5 mm
	BW 895/1	□ 1/4 - ○ 1/4	
	BW 861LP	●	⊗ 0,6x4-0,8x5,5-1,2x6,5 mm
	BW 861PH	⊕	⊗ PH1-PH2-PH3
	BW 861PZ	⊕	⊗ PZ1-PZ2-PZ3
	BW 861PE	○	⊗ 3-4-5-6 mm
	BW 861TX	⊗	⊗ T10-T15-T20-T25-T30

£ 40.00

190x160x60 mm



009136033









3/8"

BW 913E/C33

Assortment of 28 hexagon sockets and 5 accessories, in plastic case

£ 63.00

**X
33**

	BW 910A	○	6-7-8-9-10-11-12-13-14-15-16-17-18-19-20-21-22-24 mm
	BW 910AL	○	8-9-10-12-13-14-17-19 mm
	BW 956C	○	16 mm (5/8") 21 mm (13/16")
	BW 910E/55	⊗	200 mm
	BW 910/25		
	BW 910/20		75 mm
	BW 910/22		150 mm
	BW 920/15F	□ 1/2" - ■ 3/8"	

285x210x84 mm



009236025







1/2"

BW 923E/C25

Assortment of 20 hexagon sockets and 5 accessories, in plastic case

£ 73.00

**X
25**

	BW 920A	○	8-9-10-11-12-13-14-15-16-17-18-19-20-21-22-23-24-27-30-32 mm
	BW 920E/55	⊗	264 mm
	BW 920/25		
	BW 920/21		125 mm
	BW 920/22		250 mm
	BW 910/16F	□ 3/8" - ■ 1/2"	

285x210x84 mm





009236017



BW 923E-FTX/C17

Assortment of 17 hand sockets for Torx® head screws, in plastic case

£ 43.00

	BW 920FTX	⊙	E10-E12-E14-E16-E18-E20-E22-E24
	BW 920TX	⊙	T20-T25-T27-T30-T40-T45-T50-T55-T60

285x210x84 mm

X
17






009236028



BW 923E-PE/C18

Assortment of 18 sockets drivers for hexagon screws, in plastic case

£ 68.00

 55 mm	BW 920PE	⊙	4-5-6-7-8-10-12-14-17-19 mm
 100 mm	BW 920PE-L	⊙	4-5-6-7-8 mm
 140 mm	BW 920PE-XL	⊙	10-12-14 mm

285x210x84 mm

X
18






009236018



BW 923E-TX/C18

Assortment of 18 sockets drivers for Torx® head screws, in plastic case

£ 60.00

 55 mm	BW 920TX	⊙	T20-T25-T27-T30-T40-T45-T50-T55-T60-T70
 100 mm	BW 920TX-L	⊙	T20-T25-T27-T30-T40
 140 mm	BW 920TX-XL	⊙	T45-T50-T55

285x210x84 mm

X
18



009286017

3/4"

BW 928E/C17

Assortment of 12 hexagon sockets and 5 accessories, in plastic case

£ 214.00

	BW 928A	○	22-24-27-30-32-34-36 38-41-46-50-55 mm
	BW 928/55	⊗	500 mm
	BW 928/25		
	BW 928/21		100 mm
	BW 928/22		200 mm
	BW 928/42		455 mm

555x370x92 mm

X
17



009036098

1/4" 1/2"

BW 903E/C98

Assortment of 45 hexagon sockets, 35 bits, 4 offset hexagon key wrenches and 14 accessories, in plastic case









£ 128.00

X
98

























375x295x84 mm

1/4"

	BW 900	○	4-4,5-5-5,5-6-7-8-9-10-11-12-13-14 mm
	BW 900L	○	6-7-8-9-10-11-12-13 mm
	BW 900E/55	⊗	126 mm
	BW 900/25		
	BW 900/20		50 mm
	BW 900/20L		100 mm
	BW 900/30		150 mm
	BW 900/42		115 mm

1/2"

	BW 920A	○	10-11-12-13-14-15-16-17-18-19-20-21- 22-24-27-30-32 mm
	BW 920AL	○	14-15-17-19-22 mm
	BW 956C	○	16 mm (5/8") - 21 mm (13/16")
	BW 920E/55	⊗	264 mm
	BW 920/25		
	BW 920/21		125 mm
	BW 920/22		250 mm

	BW 910/16F	□ 3/8" - ■ 1/2"
	BW 895/6	□ 1/2" - ○ 5/16"
	BW 895/1	□ 1/4" - ○ 1/4"
	BW 892/0	● 1/4" - ■ 1/4"
	BW 861PH	⊕ PH1-PH2
	BW 861PZ	⊕ PZ1-PZ2
	BW 861PE	○ 3-4-5-6 mm
	BW 861LP	● 0,6x4-0,8x5,5-1,2x6,5 mm
	BW 861TX	⊗ T10-T15-T20-T25-T27-T30
	BW 866LP	● 1,6x8-1,6x10-2,0x12 mm
	BW 866PH	⊕ PH3-PH4
	BW 866PZ	⊕ PZ3-PZ4
	BW 866PE	○ 7-8-10-12-14 mm
	BW 866TX	⊗ T40-T45-T50-T55-T60-T70
	BW 96	○ 1,3-1,5-2-2,5 mm

009036170

1/4" 3/8" 1/2"

BW 903E/C170

Assortment of 74 hexagon sockets, 42 bits, 30 socket drivers, 7 offset hexagon key wrenches and 17 accessories, in plastic case

**X
170**

£ 219.00

453x375x90 mm



1/4"

	BW 900	○	4-4,5-5-5,5-6-7-8-9-10-11-12-13-14 mm
	BW 900L	○	4-5-6-7-8-9-10 mm
	BW 900E/55	⊗	126 mm
	BW 900/25		
	BW 900/20		50 mm
	BW 900/20L		100 mm
	BW 900/30		150 mm
	BW 900/42		115 mm
	BW 900FTX	⊗	E4-E5-E6-E7-E8
	BW 900LP	●	0,8x4-1,0x5,5-1,2x6,5-1,2x8 mm
	BW 900PH	⊕	PH0-PH1-PH2
	BW 900PZ	⊕	PZ0-PZ1-PZ2
	BW 900ME	○	3-4-5-6 mm
	BW 900TX	⊗	T08-T09-T10-T15-T20-T25-T27-T30
	BW 900RTX	⊗	T08-T09-T10-T15-T20-T25-T27-T30

1/2"

	BW 920A	○	10-11-12-13-14-15-16-17-18-19-20-21-22-24-27-30-32 mm
	BW 920AL	○	16-17-18-19-22 mm
	BW 920FTX	⊗	E18-E20-E24
	BW 956C	○	16 mm (5/8") - 21 mm (13/16")
	BW 920E/55	⊗	264 mm
	BW 920/25		
	BW 920/21		125 mm
	BW 920/22		250 mm
	BW 910/16F	□ 3/8" - ■ 1/2"	

3/8"

	BW 910A	○	10-11-12-13-14-15-16-17-18-19 mm
	BW 910AL	○	10-11-12-13-14-15 mm
	BW 910FTX	⊗	E10-E11-E12-E14-E16
	BW 956E	○	18 mm (11/16")
	BW 910E/55	⊗	200 mm
	BW 910/25		
	BW 910/22		150 mm

	BW 96	○	0,9-1,5-2-2,5-3-4-5 mm
	BW 895/4	□ 3/8" - ◇ 5/16"	
	BW 895/6	□ 1/2" - ◇ 5/16"	
	BW 895/1	◇ 1/4" - □ 1/4"	
	BW 892/0	● 1/4" - ■ 1/4"	
	BW 861RTX	⊗	T9-T10-T15-T20-T25-T27-T30-T40
	BW 861TX	⊗	T6-T7-T8
	BW 861RIBE	⊗	7-8-9 mm
	BW 861XZN	○	5-6-8 mm
	BW 866LP	●	1,6x8-1,6x10-2,0x12 mm
	BW 866PH	⊕	PH3-PH4
	BW 866PZ	⊕	PZ3-PZ4
	BW 866PE	○	7-8-10-12-14 mm
	BW 866TX	⊗	T40-T45-T50-T55-T60-T70
	BW 866RTX	⊗	T40-T45-T50-T55-T60-T70

020466116



12" 14"

BW 2046E/C116

Tool case with assortment
of 116 general maintenance tools,
in plastic case

£ 209.00

X
116

453x375x90 mm



1/4"

	BW 900	○	4-4,5-5-5,5-6-7-8-9-10-11-12-13-14 mm
	BW 900L	○	6-7-8-9-10-11-12-13 mm
	BW 900E/55	⊕	126 mm
	BW 900/25		
	BW 900/20		50 mm
	BW 900/20L		100 mm
	BW 900/30		150 mm
	BW 900/42		115 mm

1/2"

	BW 920A	○	10-11-12-13-14-15-16-17-18-19-20-21-22-24-27-30-32 mm
	BW 920AL	○	14-15-17-19-22 mm
	BW 956C	○	16 mm (5/8") - 21 mm (13/16")
	BW 920E/55	⊕	264 mm
	BW 920/25		
	BW 920/21		125 mm
	BW 920/22		250 mm
	BW 910/16F	□ 3/8" - ■ 1/2"	
	BW 895/6	□ 1/2" - ○ 5/16"	

	BW 895/1	□ 1/4" - ○ 1/4"
	BW 892/0	● 1/4" - ■ 1/4"
	BW 861PH	⊕ PH1-PH2
	BW 861PZ	⊕ PZ1-PZ2
	BW 861PE	○ 3-4-5-6 mm
	BW 861LP	● 0,6x4-0,8x5,5-1,2x6,5 mm
	BW 861TX	⊕ T10-T15-T20-T25-T27-T30
	BW 866LP	● 1,6x8-1,6x10-2,0x12 mm
	BW 866PH	⊕ PH3-PH4
	BW 866PZ	⊕ PZ3-PZ4
	BW 866PE	○ 7-8-10-12-14 mm
	BW 866TX	⊕ T40-T45-T50-T55-T60-T70
	BW 42	7-8-9-10-11-12-13-14-15-16-17-18-19 mm
	BW 96/SC9	○ 1,5-2-2,5-3-4-5-6-8-10 mm

020476008



1/4" 1/2"

BW 2047E/C108

Tool case with assortment of 108 general maintenance tools, in plastic case

X
108

£ 263.00

555x370x92 mm



1/4"

	BW 900	○	4-4,5-5-5,5-6-7-8-9-10-11-12-13-14 mm
	BW 900E/55	⊕	126 mm
	BW 900/25		
	BW 900/20		50 mm
	BW 900/20L		100 mm
	BW 900/30		150 mm
	BW 900/42		115 mm

BW 860EA/31

●	BW 861LP	0,5x3-0,6x4,5-0,8x5,5-1,0x5,5-1,2x6,5-1,6x8 mm
⊕	BW 861PH	1-2-3
⊕	BW 861PZ	1-2-3
○	BW 861PE	2-3-4-5-6-8 mm
⊕	BW 861TX	T8-T9-T10-T15-T20 T25-T27-T30-T40
○	BW 861PQ	1-2-3 mm
○	BW 882M1	○ 1/4 - ● 1/4



1/2"

	BW 920A	○	10-11-12-13-14-15-16-17-18-19-20-21-22-24-27-30-32 mm
	BW 956C	○	16 mm (5/8") - 21 mm (13/16")
	BW 920E/55	⊕	264 mm
	BW 920/25		
	BW 920/21		125 mm
	BW 920/22		250 mm
	BW 910/16F	□ 3/8" - ■ 1/2"	

	BW 895/1	□ 1/4" - ○ 1/4"
	BW 42	⊕ 7-8-9-10-11-12-13-14-15-16-17-18-19 mm
	BW 96/SC9	○ 1,5-2-2,5-3-4-5-6-8-10 mm
	BW 1048	250 mm
	BW 1082BM	160 mm
	BW 1150BM	180 mm
	BW 1166BM	160 mm
	1201E	● 3x75-4x100-5,5x125 6,5x150mm
	1202E	⊕ PH1-PH2
	BW 1370	300 g

020546001



1/4"

X
100

BW 2054E-100

Tool case with assortment
of 100 GENERAL MAINTENANCE TOOLS

• Integrated soft foam tray

£ 257.00

400x300x140 mm



	BW 42	6-7-8-9-10-11-12-13-14-15-16-17-19 mm
	BW 96BPC/SC9	1,5-2-2,5-3-4-5-6-8-10 mm
	BW 1048	250 mm
	BW 1082BM	160 mm
	BW 1150BM	180 mm
	BW 1166BM	160 mm
	1201E	3x75-5,5x100-6,5x150 mm
	1202E	PH0x60-PH1x80-PH2x100 mm
	BW 1253	3,5x100 mm
	BW 1370	300 g
	BW 1692/3	3 m
	1770A	9 mm
	BW 1770RL	10x
	BW 1778SCL	170 mm
	BW 1725CR	150 mm

BW 860EA/31

	BW 861LP	0,5x3-0,6x4,5-0,8x5,5-1,0x5,5-1,2x6,5-1,6x8 mm
	BW 861PH	1-2-3
	BW 861PZ	1-2-3
	BW 861PE	2-3-4-5-6-8 mm
	BW 861TX	T8-T9-T10-T15-T20 T25-T27-T30-T40
	BW 861PQ	1-2-3 mm
	BW 882M1	1/4 - 1/4



	BW 882P/80	1/4 - 1/4
	BW 895/1	1/4 - 1/4
	BW 900	4-4,5-5-5,5-6-7-8-9-10-11-12-13-14 mm
	BW 900/20	50 mm
	BW 900/20L	100 mm
	BW 900/25	
	BW 900/30	150 mm
	BW 900/42	115 mm
	BW 900/55	150 mm

020546002



14" 38"

BW 2054E-128

Tool case with assortment of 128 GENERAL MAINTENANCE TOOLS

• Integrated soft foam tray

£ 311.00



BW 860EA/31

	BW 861LP	0,5x3-0,6x4,5-0,8x5,5-1,0x5,5-1,2x6,5-1,6x8 mm
	BW 861PH	1-2-3
	BW 861PZ	1-2-3
	BW 861PE	2-3-4-5-6-8 mm
	BW 861TX	T8-T9-T10-T15-T20 T25-T27-T30-T40
	BW 861PQ	1-2-3 mm
	BW 882M1	○ 1/4 - ● 1/4



BW 1256/C21-1

	BW 1256LP	1,5-2-2,5 mm
	BW 1256PH	PH0-PH1
	BW 1256PZ	PZ0-PZ1
	BW 1256PE	0,7-0,9-1,3-1,5-2-2,5-3 mm
	BW 1256TX	T4-T5-T6-T7
	BW 1256RTX	T8-T10-T15
4 mm		99 mm



400x300x140 mm

X
128

	BW 42	7-8-9-10-11-12-13-14-15-16-17-19 mm
	BW 96BPC/SC9	○ 1,5-2-2,5-3-4-5-6-8-10 mm
	BW 1048	250 mm
	BW 1082BM	160 mm
	BW 1150BM	180 mm
	BW 1166BM	160 mm
	1201E	3x75-5,5x100-6,5x150 mm
	1202E	PH0x60-PH1x80-PH2x100 mm
	BW 1128BMX	150 mm
	BW 1370	300 g
	BW 1692/3	3 m
	1771	18 mm
	BW 1771RL	10x
	BW 1833S	105 mm Batteries: 1xAA (not included)

14"

	BW 895/1	○ 1/4 - □ 1/4
	BW C900	○ 4-4,5-5-5,5-6-7-8-9-10-11-12-13 mm
	BW C900/20L	100 mm
	BW C900/25	
	BW C900/30	150 mm
	BW C900/42	115 mm
	BW C900/55	150 mm

38"

	BW C910A	○ 14-15-17-18-19-22-24 mm
	BW C910/22	150 mm
	BW C910/25	
	BW C910/55	200 mm
	BW C920/15F	□ 1/2" - ■ 3/8"



1/4" 12"

020566010

BW 2056E

Tool case with assortment of 163 GENERAL MAINTENANCE TOOLS

- Removable interior tool panel
- Integrated soft foam tray



£ 393.00

465x330x170 mm



1/4" 12"

020566110

BW 2056T/E

Tool trolley with assortment of 163 GENERAL MAINTENANCE TOOLS

- Adjustable telescopic handle
- Removable interior tool panel
- Integrated soft foam tray

£ 429.00

465x330x225 mm



SUITCASE 163 TOOLS

	BW 42	8-9-10-11-12-13-14-15-16-17-18-19 mm		1202E	PH1x80-PH2x100 mm
	BW 96BPC/SC9	1,5-2-2,5-3-4-5-6-8-10 mm		1209E/PZ	PZ1x80-PZ2x100 mm
	BW 111	250 mm		BW 1128BMX	150 mm
	BW 1048	250 mm		BW 1253	3,5x100 mm
	BW 1082BM	160 mm		BW 1370	300 g
	BW 1150BM	180 mm		BW 1692/5	5 m
	BW 1166BM	160 mm		BW 1725CR	150 mm
	1201E	2,5x50-3x75-4x125-5,5x150-6,5x150-8x150 mm		1771	18 mm

1/4"

	BW 895/1	1/4 - 1/4
	BW 900	4-4,5-5-5,5-6-7-8-9-10-11-12-13-14 mm
	BW 900/20	50 mm
	BW 900/20L	100 mm
	BW 900/25	
	BW 900/30	150 mm
	BW 900/42	115 mm
	BW 900/55	150 mm

12"

	BW 920A	10-11-12-13-14-15-16-17-18-19-21-22-24 mm
	BW 920/21	125 mm
	BW 920/22	250 mm
	BW 910/16F	3/8" - 1/2"
	BW 920/25	
	BW 920/55	260 mm

BW 861/C61

	BW 861LP	0,5x3 (2)-0,5x4(2)-0,6x4,5(2)-0,8x5(2)-1,0x5,5(2)-1,0x6(2)-1,6x8(2) mm
	BW 861PH	PH0(2)-PH1(7)-PH2(7)-PH3(2)
	BW 861PZ	PZ0(2)-PZ1(3)-PZ2(3)-PZ3(2)
	BW 861PE	1,5-2-2,5-3-4-4,5-5-5,5-6-8 mm
	BW 861TX	T9-T10-T15-T20-T25 T27-T30-T40
	BW 862M1	1/4 - 1/4



BW 1256/C21-1

	BW 1256LP	1,5-2-2,5 mm
	BW 1256PH	PH0-PH1
	BW 1256PZ	PZ0-PZ1
	BW 1256PE	0,7-0,9-1,3-1,5-2-2,5-3 mm
	BW 1256TX	T4-T5-T6-T7
	BW 1256RTX	T8-T10-T15
	4 mm	99 mm



020566022

14"

X
147

BW 2056E 12V/19P

Tool case with assortment of 147 tools for general maintenance and 12V ultracompact drill

- Removable interior tool panel
- Integrated soft foam tray

£ 500.00



NEW



	BW 42		8-9-10-11-12-13-14-15-16-17-18-19 mm
	BW 96BPC/SC9		1,5-2-2,5-3-4-5-6-8-10 mm
	BW 111		250 mm
	BW 1048		250 mm
	BW 1082BM		160 mm
	BW 1150BM		180 mm
	BW 1166BM		160 mm
	1201E		2,5x50-3x75-4x125-5,5x150-6,5x150-8x150 mm
	1202E		PH1x80-PH2x100 mm
	1209E/PZ		PZ1x80-PZ2x100 mm
	BW 1128BMX		150 mm
	BW 1253		3,5x100 mm
	BW 1370		300 g
	BW 1692/5		5 m
	BW 1725CR		150 mm
	1771		18 mm
	BW 1696		300 mm

	1972/12V-10	
	1994BL 12V-2AH	
	1994CB 12V	
	410/SEL19	Ø 1÷10x0,5 mm

14"

	BW 895/1		○ 1/4 - □ 1/4
	BW 900		○ 4-4,5-5-5,5-6-7-8-9-10-11-12-13-14 mm
	BW 900/20		50 mm
	BW 900/20L		100 mm
	BW 900/25		
	BW 900/30		150 mm
	BW 900/42		115 mm
	BW 900/55		150 mm

BW 861/C61

	BW 861LP	0,5x3 (2)-0,5x4(2)-0,6x4,5(2)-0,8x5(2)-1,0x5,5(2)-1,0x6(2)-1,6x8(2) mm
	BW 861PH	PH0(2)-PH1(7)-PH2(7)-PH3(2)
	BW 861PZ	PZ0(2)-PZ1(3)-PZ2(3)-PZ3(2)
	BW 861PE	1,5-2-2,5-3-4-4,5-5-5,5-6-8 mm
	BW 861TX	T9-T10-T15-T20-T25 T27-T30-T40
	BW 882M1	○ 1/4 - ● 1/4





021206911

BW 2120L-E/T91

Cantilever tool box with assortment of 91 general maintenance tools, made of sheet metal, integrated ABS thermoformed tray

X
91

£ 317.00



550x200x210 mm



BW 42	⊕	8-9-10-11-12-13-14-15-16-17-19 mm	20
BW 96/SC9	○	1,5-2-2,5-3-4-5-6-8-10 mm	



1201E	●	2,5x50-3x75-4x100-5,5x125-6,5x150 mm	6
1201EN	●	4x30 mm	



BW 860EA/31	⊕ ⊖ ⊕ ⊖ ⊕ ⊖ ⊕ ⊖	37
BW 895/1	○ 1/4 - □ 1/4	
BW 900/30		150 mm
1202E	⊕	PH0x60-PH1x80-PH2x100 mm
1202EN	⊕	PH1x30 mm



BW 1082BM	⌘	160 mm	3
BW 1150BM	≡	180 mm	
BW 1166BM	●	160 mm	

12"



BW 920A	○	10-11-12-13-14-15-16-17-18-19-20-21-22-23-24-27-30-32 mm	20
BW 920/55	⊗	250 mm	
BW 920/25			



BW 920/21	○	125 mm	5
BW 920/22		250 mm	
BW 910/16F	□ 3/8" - ■ 1/2"		
BW 1048		250 mm	
1771		18 mm	

022006130

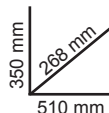
BW C22E

£ 117.00

Portable tool chest with 3 drawers

- 3 drawers (435x210x50 mm), with ball bearing slides
- Upper compartment (505x256x60 mm)
- Front centralized lock
- Handle on lid
- Retractable side handles for ease of handling

n°	h	↓ max
3	50 mm	5 kg



022006201

BW 2200E/21

Portable tool chest with assortment of 159 tools, integrated soft foam tray

£ 400.00



X
159

	BW 1048	250 mm
	BW 1128BMX	150 mm
	BW 1370	300 g
	BW 1692	5 m

1/4"
1/2"



BW 861/C61	⊕ ⊖ ⊕ ⊖ ⊕ ⊖	BW 900	⊕ 4-4,5-5-5,5-6-7-8-9-10-11-12-13-14 mm
BW 1256/C21-1	○ 4 mm	BW 900/20	⊕ 50 mm
BW 900/55	⊕ 150 mm	BW 900/20L	⊕ 100 mm
BW 920/55	⊕ 260 mm	BW 920/25	⊕
BW 900/25	⊕	BW 920/22	⊕ 250 mm
BW 900/42	⊕ 115 mm	BW 910/16F	⊕ 3/8" - 1/2"
BW 895/1	⊕ ⊕	BW 920A	⊕ ⊕ 13-14-15-16-17-18-19-21-22 mm



BW 42	⊕ 8-10-11-12-13-14-15-17-19 mm	BW 1150BM	⊕ 180 mm
BW 1082BM	⊕ 160 mm	1770A	9 mm
		BW 1770RL	10x



BW 96BPC/SC9	○ 1,5-2-2,5-3-4-5-6-8-10 mm	1202E	⊕ PH1X80- PH2X100
1201E	⊕ 2,5x50-3x75-4x100-5,5x125 mm	1202EN	⊕ PH1X30 mm
1201EN	⊕ 4X30	BW 1253	⊕ 3,5x100 mm

043006003

BW C43

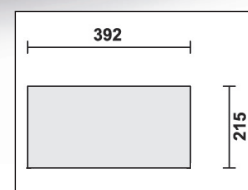
£ 171.00

Three-module tool trolley

- Sheet metal frames and plastic tops
- 3 detachable modules:
 - 1 upper tool box, 220 mm high
 - 1 central module, 165 mm high, with 2 drawers, 60 mm high
 - 1 lower module, 330 mm high, with up-and-over door, 280 mm high, with castors
- Castors \varnothing 128 mm
- Telescopic handle, can be adjusted in 4 positions
- Module release system with access to all tool compartments
- Upper tool box with removable interior object compartment and 2 tote-trays built into cover



827 mm
323 mm
526 mm



3 stackable modules



043006201

BW 4300E/21

Three-module tool trolley C43
with assortment of 212 general maintenance tools

£ 535.00



X
212

	BW 42		7-8-9-10-11-12-13-14-15-16-17-18-19-22 mm
	BW 96BPC/SC9		1,5-2-2,5-3-4-5-6-8-10 mm
	BW 111		200 mm
	BW 1048		250 mm
	BW 1052		240 mm
	BW 1082BM		160 mm
	BW 1150BM		180 mm
	BW 1166BM		160 mm
	1201E		2,5x50-3x75-4x100-5,5x150-6,5x150 mm
	1201EN		4x30 mm
	1202E		PH0x60-PH1x80-PH2x100 mm
	1202EN		PH1x30 mm
	BW 1128BMX		150 mm
	BW 1253		3,5x100 mm
	BW 1370		300 g
	BW 1390		Ø 35 mm
	BW 1692		3 m
	BW 1696		300 mm
	1771		18 mm
	BW 1771RL		10x
	BW 1725CR		150 mm
	BW 1098		220 mm
	BW 1719BMA...P		200 mm
	BW 1719BMA...M		200 mm
	BW 1719BMA...R		200 mm
	BW 1833S		105 mm Batteries: 1xAA (not included)

BW 861/C61

	BW 861LP	0,5x3 (2)-0,5x4(2)-0,6x4,5(2)-0,8x5(2)-1,0x5,5(2)-1,0x6(2)-1,6x8(2) mm
	BW 861PH	PH0(2)-PH1(7)-PH2(7)-PH3(2)
	BW 861PZ	PZ0(2)-PZ1(3)-PZ2(3)-PZ3(2)
	BW 861PE	1,5-2-2,5-3-4-4,5-5-5,5-6-8 mm
	BW 861TX	T9-T10-T15-T20-T25 T27-T30-T40
	BW 882M1	○ 1/4 - ● 1/4



BW 1256/C21-1

	BW 1256LP	1,5-2-2,5 mm
	BW 1256PH	PH0-PH1
	BW 1256PZ	PZ0-PZ1
	BW 1256PE	0,7-0,9-1,3-1,5-2-2,5-3 mm
	BW 1256TX	T4-T5-T6-T7
	BW 1256RTX	T8-T10-T15
4 mm		99 mm



BW 903E/C42 1/4"

	BW 900		4-4,5-5-5,5-6-7-8-9-10-11-12-13-14 mm
	BW 900E/55		126 mm
	BW 900/25		
	BW 900/20		50 mm
	BW 900/20L		100 mm
	BW 900/42		115 mm
	BW 900/30		150 mm
	BW 96		1,3-1,5-2-2,5 mm
	BW 895/1		○ 1/4 - □ 1/4
	BW 861LP		10 0,6x4-0,8x5,5-1,2x6,5 mm
	BW 861PH		10 PH1-PH2-PH3
	BW 861PZ		10 PZ1-PZ2-PZ3
	BW 861PE		10 3-4-5-6 mm
	BW 861TX		10 T10-T15-T20-T25-T30



BW 923E/C25 1/2"

	BW 920A		8-9-10-11-12-13-14-15-16-17-18-19-20-21-22-23-24-27-30-32 mm
	BW 920E/55		264 mm
	BW 920/25		
	BW 920/21		125 mm
	BW 920/22		250 mm
	BW 910/16F		□ 3/8" - ■ 1/2"





BW 5000S/3M

Service trolley with three drawers and assortment of 189 tools

- Thermoplastic worktop
- 3 drawers 588x367 mm height 70 mm, with ball bearing slides
- Drawer bases protected by foamed rubber mats
- Front centralized safety lock
- Practical side screwdriver holder included
- Two side screwdriver holders integrated in the structure
- Large lower shelf protected with oil and petrol-proof rubber mat
- Four castors Ø 125 mm:
2 fixed and 2 steering (one with brake)
- Static load capacity: 400 kg
- Static load capacity: 15 kg evenly distributed

X
189

400 kg



n°	h	max
3	70 mm	15 kg

£ 805.00



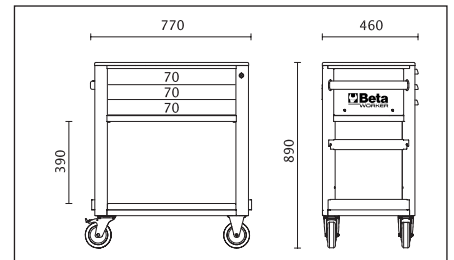
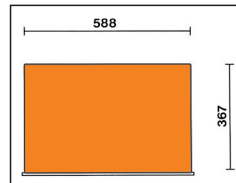
050006331



050006332



050006333



31

- BW 42 6-7-8-9-10-11-12-13-14-15-16-17-18-19-20-21-22-23-24 mm
 1201E 2,5x50-3x75-4x100-5,5x125-6,5x150-8x200 mm
 1202E PH0x60-PH1x80-PH2x100-PH3x150 mm
 1201EN 4x30 mm
 1202EN PH1x30 mm



13

- BW 32 Ø 4 mm
 BW 34 150 mm
 BW 36 150 mm
 BW 1048 250 mm
 BW 1082BM ≤ 160 mm
 BW 1150BM = 180 mm
 BW 1166BM ● 200 mm
 BW 1370 500 g
 BW 1390 Ø 35 mm
 1032 ○ 180 mm
 1034 ○ 170 mm
 1036 ● 175 mm
 1038 ● 175 mm



14

- BW 900 ○ 4-4,5-5-5,5-6-7-8-9-10-11-12-13-14 mm
 BW 900ME ○ 3-4-5-6-7-8 mm
 BW 900TX ○ T06-T07-T08-T09-T10-T15-T20-T25
 BW 900/20 50 mm
 BW 900/20L 100 mm
 BW 900/25
 BW 900/30 150 mm
 BW 900/42 115 mm
 BW 900/55 ● 150 mm
 BW 895/1 ○ 1/4" - □ 1/4"

- BW 96BPC/SC9 ○ 1,5-2-2,5-3-4-5-6-8-10 mm
 BW 111 250 mm

12

- BW 920A ○ 8-9-10-11-12-13-14-15-16-17-18-19-20-21-22-23-24-27-30-32 mm
 BW 920PE ○ 5-6-7-8-9-10-12-14 mm
 BW 920TX ○ T27-T30-T40-T45-T50-T55-T60
 BW 920/21 125 mm
 BW 920/22 250 mm
 BW 910/16F □ 3/8" - ■ 1/2"
 BW 920/25
 BW 920/55 ● 260 mm

BW 861/C61

●	BW 861LP	0,5x3 (2)-0,5x4(2)-0,6x4,5(2)-0,8x5(2)-1,0x5,5(2)-1,0x6(2)-1,6x8(2) mm
+	BW 861PH	PH0(2)-PH1(7)-PH2(7)-PH3(2)
+	BW 861PZ	PZ0(2)-PZ1(3)-PZ2(3)-PZ3(2)
○	BW 861PE	1,5-2-2,5-3-4-4,5-5-5,5-6-8 mm
○	BW 861TX	T9-T10-T15-T20-T25 T27-T30-T40
□	BW 882M1	○ 1/4 - ● 1/4

145

024006201

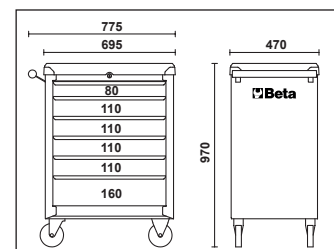
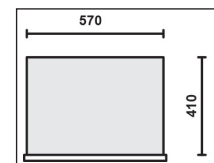
BW C04BOX-A VU

Mobile roller cab with 6 drawers with assortment of 196 tools for universal use, in soft EVA foam trays

- ABS worktop with 6 tool trays
- 6 drawers 570x410 mm, with ball bearing slides
- Drawer bases protected by foamed rubber mats.
- Four castors Ø 125 mm: 2 fixed and 2 steering with brake.
- Front centralized safety lock
- Static load capacity: 150 kg



X
196



n°	h	max
1	80 mm	20 kg
4	110 mm	20 kg
1	160 mm	25 kg



£ 750.00



36

BW 42 6-7-8-9-10-11-12-13-14-15-16-17-19-21-22-24 mm
BW 96BPC/SC9 1,5-2-2,5-3-4-5-6-8-10 mm
BW 1719BMA8/P 200 mm
BW 1719BMA8/M 200 mm
BW 1719BMA8/R 200 mm
BW 1128BMX 1201E
1201EN
1202E
1202EN

150 mm
 ● 3,5x100-5,5x150-6,5x150 mm
 ● 4x30 mm
 ● PH1x80-PH2x100 mm
 ● PH1x30



23

BW 31 Ø 2-3-4-5-6 mm
1771 18 mm
BW 1048 250 mm
BW 1082BM ≤ 160 mm
BW 1150BM = 180 mm
BW 1166BM ● 160 mm
BW 1692/3 3 m
BW 1370 300 g
BW 1390 Ø 35 mm
BW 1771RL 10x 18 mm



1/4"

BW 900 ○ 4-4,5-5-5,5-6-7-8-9-10-11-12-13-14 mm
BW 900L ○ 6-7-8-9-10-11-12-13 mm
BW 895/1 ○ 1/4 - □ 1/4
BW 900/20 50 mm
BW 900/20L 100 mm
BW 900/25
BW 900/30 150 mm
BW 900/42 115 mm
BW 900/55 ⊕ 150 mm

BW 861/C61 ⊕

●	BW 861LP	0,5x3 (2)-0,5x4(2)-0,6x4,5(2)-0,8x5(2)-1,0x5,5(2)-1,0x6(2)-1,6x8(2) mm
+	BW 861PH	PH0(2)-PH1(7)-PH2(7)-PH3(2)
+	BW 861PZ	PZ0(2)-PZ1(3)-PZ2(3)-PZ3(2)
○	BW 861PE	1,5-2-2,5-3-4-4,5-5-5,5-6-8 mm
⊕	BW 861TX	T9-T10-T15-T20-T25 T27-T30-T40
□	BW 882M1	○ 1/4 - ● 1/4

1/2"

BW 920A ○ 12-13-14-15-16-17-18-19-20-21-22-24-27-30-32 mm
BW 920AL ○ 14-15-17-19 mm
BW 920/21 125 mm
BW 920/22 250 mm
BW 910/16F □ 3/8" - ■ 1/2"
BW 920/25 ⊕ 260 mm
BW 920/55 16-20,8 mm
BW 956C

BW 1256/C21-1 ⊕

●	BW 1256LP	1,5-2-2,5 mm
+	BW 1256PH	PH0-PH1
+	BW 1256PZ	PZ0-PZ1
○	BW 1256PE	0,7-0,9-1,3-1,5-2-2,5-3 mm
⊕	BW 1256TX	T4-T5-T6-T7
⊕	BW 1256RTX	T8-T10-T15
4 mm		99 mm

137

BW 2400S 7/E-S

Mobile roller cab with 7 drawers, with assortment of 240 tools

- 7 drawers (588x367 mm), with ball bearing slides:
 - 5 drawers, 70 mm high
 - 1 drawer, 140 mm high
 - 1 drawer, 210 mm high
- Drawer bases protected by foamed rubber mats.
- Four castors Ø 125 mm: 2 fixed and 2 steering (one with brake)
- Front centralized safety lock
- Static load capacity: 800 kg
- Thermoplastic worktop
- Built-in side bottle holder

X
240

800 kg



£ 1,075.00



024006221

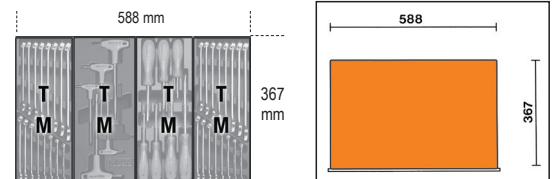


024006222



024006223

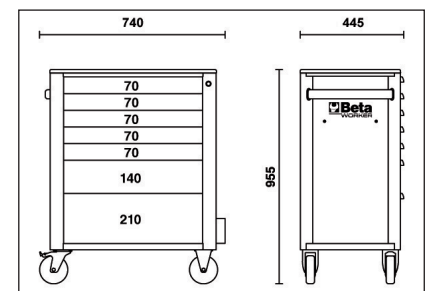
n°	h	max
5	70 mm	25 kg
1	140 mm	30 kg
1	210 mm	30 kg



Sturdy nylon front



Castors with metal cores for enhanced sturdiness





32

- 1201E ● 2,5x50-3x75-4x100-5,5x125-6,5x150-8x200 mm
- 1201EN ● 4x30 mm
- 1202E ● PH0x60-PH1x80-PH2x100-PH3x150 mm
- 1202EN ● PH1x30 mm
- 1207E/TX ● T6-T7-T8-T9-T10-T15-T20-T25-T27-T30-T40
- BW 96BPC/SC9 ○ 1,5-2-2,5-3-4-5-6-8-10 mm



36

- BW 42 ○ 6-7-8-9-10-11-12-13-14-15-16-17-18-19-20-21-22-23-24 mm
- BW 55 ○ 6x7-8x9-10x11-12x13-14x15-16x17-18x19-20x22 mm
- BW 90 ○ 6x7-8x9-10x11-12x13-14x15-16x17-18x19-20x22 mm
- BW 111 250 mm



13

- BW 32 Ø 4 mm
- BW 34 150 mm
- BW 36 150 mm
- 1032 ○ 19+60 mm
- 1034 ○ 19+60 mm
- 1036 ● 19+60 mm
- 1038 ● 19+60 mm
- BW 1048 250 mm
- BW 1082BM 160 mm
- BW 1150BM 180 mm
- BW 1166BM ● 200 mm
- BW 1370 500 g
- BW 1390 Ø 35 mm



159

14

- BW 900 ○ 4-4,5-5-5,5-6-7-8-9-10-11-12-13-14 mm
- BW 900L ○ 4-4,5-5-5,5-6-7-8-9-10-11-12-13-14 mm
- BW 900ME ○ 3-4-5-6-7-8 mm
- BW 900TX ● T6-T7-T8-T9-T10-T15-T20-T25
- BW 895/1 ○ 1/4 - □ 1/4
- BW 900/20 50 mm
- BW 900/20L 100 mm
- BW 900/25 150 mm
- BW 900/30 115 mm
- BW 900/42 115 mm
- BW 900/55 ● 150 mm

12

- BW 920A ○ 8-9-10-11-12-13-14-15-16-17-18-19-20-21-22-23-24-27-30-32 mm
- BW 920AL ○ 10-12-13-14-15-16-17-18-19-21-22 mm
- BW 920PE ○ 5-6-7-8-9-10-12-14 mm
- BW 920TX ● T27-T30-T40-T45-T50-T55-T60
- BW 920/21 125 mm
- BW 920/22 250 mm
- BW 910/16F □ 3/8" - ■ 1/2"
- BW 920/25 ● 260 mm
- BW 920/55 ● 260 mm

BW 861/C61 14

●	BW 861LP	0,5x3 (2)-0,5x4(2)-0,6x4,5(2)-0,8x5(2)-1,0x5,5(2)-1,0x6(2)-1,6x8(2) mm
+	BW 861PH	PH0(2)-PH1(7)-PH2(7)-PH3(2)
+	BW 861PZ	PZ0(2)-PZ1(3)-PZ2(3)-PZ3(2)
○	BW 861PE	1,5-2-2,5-3-4-4,5-5-5,5-6-8 mm
○	BW 861TX	T9-T10-T15-T20-T25 T27-T30-T40
○	BW 882M1	○ 1/4 - ● 1/4



BW 2400S 7/E-M

Mobile roller cab with 7 drawers, with assortment of 309 tools

- 7 drawers (588x367 mm), with ball bearing slides:
 - 5 drawers, 70 mm high
 - 1 drawer, 140 mm high
 - 1 drawer, 210 mm high
- Drawer bases protected by foamed rubber mats
- Four castors Ø 125 mm: 2 fixed and 2 steering (one with brake)
- Front centralized safety lock
- Static load capacity: 800 kg
- Thermoplastic worktop
- Built-in side bottle holder

X
309

800 kg



£ 1,340.00



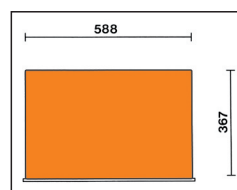
024006224



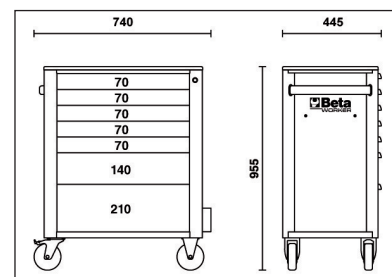
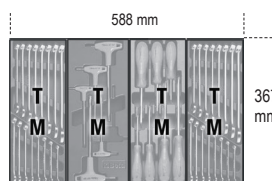
024006225



024006226



n°	h	↓ max
5	70 mm	25 kg
1	140 mm	30 kg
1	210 mm	30 kg



Sturdy nylon front



Castors with metal cores for enhanced sturdiness





13

- BW 32 Ø 4 mm
- BW 34 150 mm
- BW 36 150 mm
- 1032 ⌀ 19÷60 mm
- 1034 ⌀ 19÷60 mm
- 1036 ⌀ 19÷60 mm
- 1038 ● 19÷60 mm
- BW 1048 250 mm
- BW 1082BM ⚡ 160 mm
- BW 1150BM = 180 mm
- BW 1166BM ● 200 mm
- BW 1370 ⚡ 500 g
- BW 1390 Ø 35 mm



31

- BW 42 Ⓞ 6-7-8-9-10-11-12-13-14-15-16-17-18-19-20-21-22-23-24-27-30-32 mm
- BW 96BPC/SC9 Ⓞ 1,5-2-2,5-3-4-5-6-8-10 mm



159

14

- BW 900 Ⓞ 4-4,5-5-5,5-6-7-8-9-10-11-12-13-14 mm
- BW 900L Ⓞ 4-4,5-5-5,5-6-7-8-9-10-11-12-13-14 mm
- BW 900ME Ⓞ 3-4-5-6-7-8 mm
- BW 900TX Ⓞ T6-T7-T8-T9-T10-T15-T20-T25
- BW 895/1 Ⓞ 1/4 - □ 1/4
- BW 900/20 50 mm
- BW 900/20L 100 mm
- BW 900/25 150 mm
- BW 900/30 115 mm
- BW 900/42 150 mm
- BW 900/55 Ⓞ 150 mm

12

- BW 920A Ⓞ 8-9-10-11-12-13-14-15-16-17-18-19-20-21-22-23-24-27-30-32 mm
- BW 920AL Ⓞ 10-12-13-14-15-16-17-18-19-21-22 mm
- BW 920PE Ⓞ 5-6-7-8-9-10-12-14 mm
- BW 920TX Ⓞ T27-T30-T40-T45-T50-T55-T60
- BW 920/21 125 mm
- BW 920/22 250 mm
- BW 910/16F □ 3/8" - ■ 1/2"
- BW 920/25 Ⓞ 260 mm
- BW 920/55 Ⓞ 150 mm

BW 861/C61 14

Ⓞ	BW 861LP	0,5x3 (2)-0,5x4(2)-0,6x4,5(2)-0,8x5(2)-1,0x5,5(2)-1,0x6(2)-1,6x8(2) mm
+	BW 861PH	PH0(2)-PH1(7)-PH2(7)-PH3(2)
+	BW 861PZ	PZ0(2)-PZ1(3)-PZ2(3)-PZ3(2)
Ⓞ	BW 861PE	1,5-2-2,5-3-4-4,5-5-5,5-6-8 mm
Ⓞ	BW 861TX	T9-T10-T15-T20-T25 T27-T30-T40
Ⓞ	BW 862M1	Ⓞ 1/4 - ● 1/4



60

3/8

- BW 55 Ⓞ 6x7-8x9-10x11-12x13-14x15-16x17-18x19-20x22 mm
- BW 90 Ⓞ 6x7-8x9-10x11-12x13-14x15-16x17-18x19-20x22 mm
- BW 910A Ⓞ 6-7-8-9-10-11-12-13-14-15-16-17-18-19-20-21-22 mm
- BW 910AL Ⓞ 8-10-11-12-13-14-17-19 mm
- BW 910PE Ⓞ 4-5-6-7-8-9-10 mm
- BW 910TX Ⓞ T15-T20-T25-T27-T30-T40-T45
- BW 910/21 125 mm
- BW 910/22 150 mm
- BW 910/25 Ⓞ 205 mm
- BW 910/55 □ 1/2" - ■ 3/8"
- BW 920/15F



46

- 1201E ● 2,5x50-3x75-4x100-5,5x125-6,5x150-8x200 mm
- 1202E + PH0x60-PH1x80-PH2x100-PH3x150 mm
- 1201EN ● 4x30 mm
- 1202EN + PH1x30 mm
- 1207E/TX Ⓞ T6-T7-T8-T9-T10-T15-T20-T25-T27-T30-T40-T45

BW 1256/C21-1 4mm

Ⓞ	BW 1256LP	1,5-2-2,5 mm
+	BW 1256PH	PH0-PH1
+	BW 1256PZ	PZ0-PZ1
Ⓞ	BW 1256PE	0,7-0,9-1,3-1,5-2-2,5-3 mm
Ⓞ	BW 1256TX	T4-T5-T6-T7
Ⓞ	BW 1256RTX	T8-T10-T15
4 mm		99 mm



BW 2400S 8/E-L

Mobile roller cab with 8 drawers, with assortment of 398 tools

- 8 drawers (588x367 mm), with ball bearing slides:
 - 7 drawers, 70 mm high
 - 1 drawer, 210 mm high
- Drawer bases protected by foamed rubber mats
- Four castors Ø 125 mm:
 - 2 fixed and 2 steering (one with brake)
- Front centralized safety lock
- Static load capacity: 800 kg
- Thermoplastic worktop
- Built-in side bottle holder

800 kg



£ 1,825.00



024006241



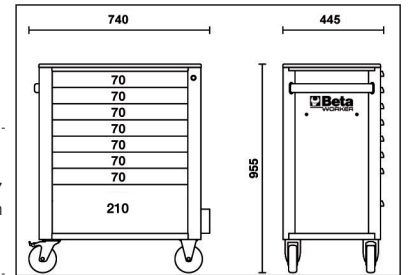

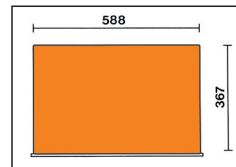
024006242



024006243



n°	h	max
7	70 mm	25 kg
1	210 mm	30 kg



31


BW 42 6-7-8-9-10-11-12-13-14-15-16-17-18-19-20-21-22-23-24-27-30-32 mm
 BW 96BPC/SC9 ○ 1,5-2-2,5-3-4-5-6-8-10 mm



25

1201E ● 2,5x50-3x75-4x100-5,5x125-6,5x150-8x200 mm
 1201EN ● 4x30 mm
 1202E ⚙ PH0x60-PH1x80-PH2x100-PH3x150 mm
 1202EN ⚙ PH1x30 mm
 1207E/TX ○ T6-T7-T8-T9-T10-T15-T20-T25-T27-T30-T40-T45
 BW 1253 ● 0,5x100 mm

196



- 1/4"**
- BW 900 ○ 4-4,5-5-5,5-6-7-8-9-10-11-12-13-14 mm
 - BW 900L ○ 4-4,5-5-5,5-6-7-8-9-10-11-12-13-14 mm
 - BW 900FTX ○ E4-E5-E6-E7-E8-E10
 - BW 900ME ○ 3-4-5-6-7-8 mm
 - BW 900TX ○ T6-T7-T8-T9-T10-T15-T20-T25
 - BW 900LP ● 0,8x4-1x5,5-1,2x6,5-1,2x8 mm
 - BW 900PH ⊕ PH0-PH1-PH2-PH3
 - BW 895/1 ○ 1/4" - □ 1/4"
 - BW 900/20 50 mm
 - BW 900/20L 100 mm
 - BW 900/25 150 mm
 - BW 900/30 150 mm
 - BW 900/42 115 mm
 - BW 900/55 ⊗ 150 mm

- 3/8"**
- BW 910A ○ 6-7-8-9-10-11-12-13-14-15-16-17-18-19-20-21-22-24 mm
 - BW 910AL ○ 8-10-11-12-13-14-17-19 mm
 - BW 910FTX ⊗ E6-E7-E8-E10-E11-E12-14
 - BW 910PE ○ 4-5-6-7-8-9-10 mm
 - BW 910TX ⊗ T15-T20-T25-T27-T30-40-T45
 - BW 910/21 125 mm
 - BW 910/22 150 mm
 - BW 910/25 ⊗ 205 mm
 - BW 910/55 □ 1/2" - ■ 3/8"
 - BW 920/15F □ 1/2" - ■ 3/8"

BW 861/C61 ⊕

⊕	BW 861LP	0,5x3 (2)-0,5x4(2)-0,6x4,5(2)-0,8x5(2)-1,0x5,5(2)-1,0x6(2)-1,6x8(2) mm
⊕	BW 861PH	PH0(2)-PH1(7)-PH2(7)-PH3(2)
⊕	BW 861PZ	PZ0(2)-PZ1(3)-PZ2(3)-PZ3(2)
⊕	BW 861PE	1,5-2-2,5-3-4-4,5-5-5,5-6-8 mm
⊕	BW 861TX	T9-T10-T15-T20-T25 T27-T30-T40
⊕	BW 882M1	○ 1/4 - ● 1/4

BW 1256/C21-1 ⊕

⊕	BW 1256LP	1,5-2-2,5 mm
⊕	BW 1256PH	PH0-PH1
⊕	BW 1256PZ	PZ0-PZ1
⊕	BW 1256PE	0,7-0,9-1,3-1,5-2-2,5-3 mm
⊕	BW 1256TX	T4-T5-T6-T7
⊕	BW 1256RTX	T8-T10-T15
4 mm		99 mm

78



- 12"**
- BW 920A ○ 8-9-10-11-12-13-14-15-16-17-18-19-20-21-22-23-24-27-30-32 mm
 - BW 920AL ○ 10-12-13-14-15-16-17-18-19-21-22-24-27-30-32 mm
 - BW 920FTX ⊗ E10-E12-E14-E16-E18-E20-E22-E24
 - BW 920PE ○ 5-6-7-8-9-10-12-14 mm
 - BW 920PE-L ○ 5-6-7-8-9-10-12-14 mm
 - BW 920TX ⊗ T27-T30-T40-T45-T50-T55-T60
 - BW 920TX-L ⊗ T30-T40-T45-T50-T55-T60-T70
 - BW 920/21 125 mm
 - BW 920/22 250 mm
 - BW 910/16F □ 3/8" - ■ 1/2"
 - BW 920/25 ⊗ 260 mm
 - BW 920/55 ⊗ 260 mm

30



- BW 55 ⊗ 6x7-8x9-10x11-12x13-14x15-16x17-18x19-20x22-21x23-24x27-30x32 mm
- BW 90 ⊗ 6x7-8x9-10x11-12x13-14x15-16x17-18x19-20x22-21x23-24x27-30x32 mm
- BW 97TX/SC8 ⊗ T9-T10-T15-T20-T25-T27-T30-T40

13



- 1032 ○ 19+60 mm
- 1034 ○ 19+60 mm
- 1036 ● 19+60 mm
- 1038 ● 19+60 mm
- BW 1048 250 mm
- BW 1052 190 - 240 mm
- BW 1098 220 mm
- BW 1082BM ≲ 160 mm
- BW 1150BM ≳ 180 mm
- BW 1166BM ● 200 mm
- BW 1168BM ● 200 mm
- BW 1128BMX 150 mm

25



- BW 30 Ø 2-3-4 mm
- BW 31 Ø 2-3-4-5-6-8 mm
- BW 32 Ø 4 mm
- BW 34 125-150-175 mm
- BW 36 150 mm
- BW 1370 ≳ 500 g
- BW 1390 Ø 35 mm
- BW 1692/3 3 m
- BW 1712T 150+590 mm
- BW 1719BMA8/Q ■ 200 mm
- BW 1719BMA8/T ▲ 200 mm
- BW 1719BMA8/P I 200 mm
- BW 1719BMA8/M I 200 mm
- BW 1719BMA8/R ● 200 mm
- BW 1737NX 270 mm
- 1771 18 mm

X
487

BW 2400S XL9/E-XL

Mobile roller cab with 9 drawers, with anti-tilt system, long model, with assortment of 487 tools

- 9 drawers (882x367 mm), with ball bearing slides:
 - 8 drawers, 70 mm high
 - 1 drawer, 140 mm high.
- Sturdy ABS worktop, with 6 tote-trays
- Study nylon front, with built-in label holder
- Drawer bases protected by foamed rubber mats
- Four castors Ø 125 mm:
 - 2 fixed and 2 steering (one with brake)
- Front centralized safety lock
- Static load capacity: 1000 kg
- Built-in side bottle holder

1000 kg



£ 2,685.00



024006251




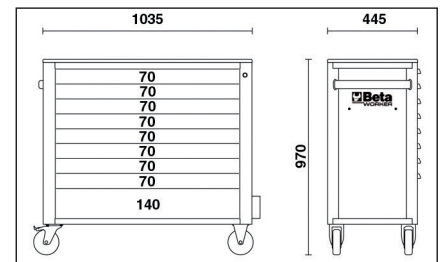
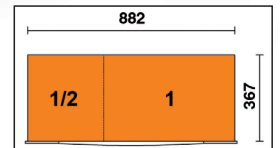
024006252



024006253



n°	h	max
8	70 mm	30 kg
1	140 mm	35 kg



- 1/4"**
- BW 900 ○ 4-4,5-5-5,5-6-7-8-9-10-11-12-13-14 mm
 - BW 900L ○ 4-4,5-5-5,5-6-7-8-9-10-11-12-13-14 mm
 - BW 900FTX ○ E4-E5-E6-E7-E8-E10
 - BW 900ME ○ 3-4-5-6-7-8 mm
 - BW 900TX ○ T6-T7-T8-T9-T10-T15-T20-T25
 - BW 900LP ● 0,8x4-1x5,5-1,2x6,5-1,2x8 mm
 - BW 900PH ⊕ PH0-PH1-PH2-PH3
 - BW 895/1 ○ 1/4" - □ 1/4"
 - BW 900/20 50 mm
 - BW 900/20L 100 mm
 - BW 900/25 150 mm
 - BW 900/30 150 mm
 - BW 900/42 115 mm
 - BW 900/55 ● 150 mm

- 3/8"**
- BW 910A ○ 6-7-8-9-10-11-12-13-14-15-16-17-18-19-20-21-22-24 mm
 - BW 910AL ○ 8-10-11-12-13-14-17-19 mm
 - BW 910FTX ○ E6-E7-E8-E10-E11-E12-14
 - BW 910PE ○ 4-5-6-7-8-9-10 mm
 - BW 910TX ○ T15-T20-T25-T27-T30-40-T45
 - BW 910/21 125 mm
 - BW 910/22 150 mm
 - BW 910/25
 - BW 910/55 ⊕ 205 mm
 - BW 920/15F □ 1/2" - ■ 3/8"

BW 861/C61 10

●	BW 861LP	0,5x3 (2)-0,5x4(2)-0,6x4,5(2)-0,8x5(2)-1,0x5,5(2)-1,0x6(2)-1,6x8(2) mm
⊕	BW 861PH	PH0(2)-PH1(7)-PH2(7)-PH3(2)
⊕	BW 861PZ	P20(2)-PZ1(3)-PZ2(3)-PZ3(2)
○	BW 861PE	1,5-2-2,5-3-4-4,5-5-5,5-6-8 mm
⊗	BW 861TX	T9-T10-T15-T20-T25 T27-T30-T40
□	BW 882M1	○ 1/4 - ● 1/4

BW 1256/C21-1 10

●	BW 1256LP	1,5-2-2,5 mm
⊕	BW 1256PH	PH0-PH1
⊕	BW 1256PZ	P20-PZ1
○	BW 1256PE	0,7-0,9-1,3-1,5-2-2,5-3 mm
⊗	BW 1256TX	T4-T5-T6-T7
⊗	BW 1256RTX	T8-T10-T15
4 mm		99 mm



BW 42 ○ 6-7-8-9-10-11-12-13-14-15-16-17-18-19-20-21-22-23-24-27-30-32 mm
BW 96BPC/SC9 ○ 1,5-2-2,5-3-4-5-6-8-10 mm



BW 55 ○ 6x7-8x9-10x11-12x13-14x15-16x17-18x19-20x22-21x23-24x27-30x32 mm
BW 90 ○ 6x7-8x9-10x11-12x13-14x15-16x17-18x19-20x22-21x23-24x27-30x32 mm
BW 97TX/SC8 ○ T9-T10-T15-T20-T25-T27-T30-T40



1032 ○ 19+60 mm **BW 1098** 220 mm
1034 ○ 19+60 mm **BW 1082BM** 160 mm
1036 ● 19+60 mm **BW 1150BM** 180 mm
1038 ● 19+60 mm **BW 1166BM** 200 mm
BW 1048 250 mm **BW 1168BM** 200 mm
BW 1052 190 - 240 mm **BW 1128BMX** 150 mm



BW 920A ○ 8-9-10-11-12-13-14-15-16-17-18-19-20-21-22-23-24-27-30-32 mm
BW 920AL ○ 10-12-13-14-15-16-17-18-19-21-22-24-27-30-32 mm
BW 920FTX ○ E10-E12-E14-E16-E18-E20-E22-E24
BW 920PE ○ 5-6-7-8-9-10-12-14 mm
BW 920PE-L ○ 5-6-7-8-9-10-12-14 mm
BW 920TX ○ T27-T30-T40-T45-T50-T55-T60
BW 920TX-L ○ T30-T40-T45-T50-T55-T60-T70
BW 920/21 125 mm
BW 920/22 250 mm
BW 910/16F □ 3/8" - ■ 1/2"
BW 920/25
BW 920/55 ⊕ 260 mm



1201E ● 2,5x50-3x75-4x100-5,5x125-6,5x150-8x200 mm
1201EN ● 4x30 mm
1202E ● PH0x60-PH1x80-PH2x100-PH3x150 mm
1202EN ● PH1x30 mm
1207E/TX ○ T6-T7-T8-T9-T10-T15-T20-T25-T27-T30-T40-T45
BW 1253 ● 0,5x100 mm



BW 720 ○ 10-12-13-15-17-19-21-24 mm
BW 720L ○ 17-19-21-22 mm
BW 720/21 125 mm
BW 900/16 □ 1/4" - ■ 3/8"
BW 910/15 □ 3/8" - ■ 1/4"
BW 910/16F □ 3/8" - ■ 1/2"
BW 920/15F □ 1/2" - ■ 3/8"
BW 920/16 □ 1/2" - ■ 3/4"
BW 943FL ○ 6-7-8 mm
BW 1687D 153 mm
BW 1687U 153 mm
BW 1687A 153 mm
BW 1687AC 153 mm



BW 1370 500 g
BW 1380 1000 g
BW 1390 Ø 35 mm
BW 1737NX



BW 30 Ø 2-3-4 mm **BW 1719BMA8/T** ▲ 200 mm
BW 31 Ø 2-3-4-5-6-8 mm **BW 1719BMA8/P** ▮ 200 mm
BW 32 Ø 4 mm **BW 1719BMA8/M** ▸ 200 mm
BW 34 125-150-175 mm **BW 1719BMA8/R** ● 200 mm
BW 1692/3 3 mm **BW 1719BMA8/Q** ■ 200 mm
BW 1712T 150+590 mm **1771** 18 mm
BW 1725 420 mm **BW 1833S** 200 lumen



BW 141 ○ 8-9-10-11-12-13-14-15-17-19 mm
BW 410/SP19 Ø 1+10 mm x 0,5 mm
BW 1725CR 260 mm



BW 977TX ○ T8-T9-T10-T15-T20-T25-T27-T30-T40
BW 1682 300 mm
BW 1650 150 mm



943E ○ 6-7-8-9-10-11-12-13 mm



BW 1149F 175 mm
BW 1602 0,75+6 mm²
BW 1603 1,25+5,5 mm²
BW 1606T 0.1+10 mm²
BW 1608 0,5+6 mm²



BW 96T ○ 2-2,5-3-4-5-6-7-8 mm

X
716

BW 2400S XL9/E-XXL

Mobile roller cab with 9 drawers, with anti-tilt system, long model, with assortment of 716 tools

- 9 drawers (882x367 mm), with ball bearing slides:
 - 8 drawers, 70 mm high
 - 1 drawer, 140 mm high.
- Sturdy ABS worktop, with 6 tote-trays
- Study nylon front, with built-in label holder
- Drawer bases protected by foamed rubber mats
- Four castors Ø 125 mm:
 - 2 fixed and 2 steering (one with brake)
- Front centralized safety lock
- Static load capacity: 1000 kg
- Built-in side bottle holder

1000 kg



£ 3,115.00



024006254



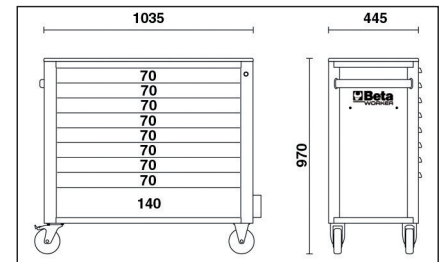
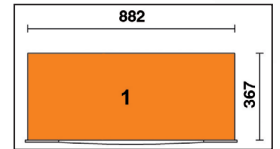
024006255



024006256



n°	h	max
8	70 mm	30 kg
1	140 mm	35 kg



214



BW 97TX/SC8 ○ T9-T10-T15-T20-T25-T27-T30-T40
 BW 97TTX ○ T8-T9-T10-T15-T20-T25-T27-T30-T40

38" BW 910A ○ 6-7-8-9-10-11-12-13-14-15-16-17-18-19-20-21-22-24 mm
 BW 910AL ○ 8-10-11-12-13-14-17-19 mm
 BW 910FTX ○ E6-E7-E8-E10-E11-E12-E14
 BW 910PE ○ 4-5-6-7-8-9-10 mm
 BW 910TX ○ T15-T20-T25-T27-T30-T40-T45

BW 910/20 75 mm
 BW 910/22 150 mm
 BW 910/25
 BW 910/55 ⊕ 200 mm
 BW 920/15F □ 1/2" - ■ 3/8"

14" BW 900 ○ 4-4,5-5-5,5-6-7-8-9-10-11-12-13-14 mm
 BW 900L ○ 4-4,5-5-5,5-6-7-8-9-10-11-12-13-14 mm
 BW 900FTX ○ E4-E5-E6-E7-E8-E10
 BW 900ME ○ 3-4-5-6-7-8-10 mm
 BW 900TX ○ T6-T7-T8-T9-T10-T15-T20-T25
 BW 900LP ● 0,8x4-1,0x5,5-1,2x6,5-1,2x8 mm

BW 900PH ⊕ PH0-PH1-PH2-PH3
 BW 895/1 ⊕ 14"™
 BW 900/20 50 mm
 BW 900/20L 100 mm
 BW 900/25
 BW 900/30 150 mm
 BW 900/42 115 mm
 BW 900/55 ⊕ 150 mm

BW 861/C61

○	BW 861LP	0,5x3 (2)-0,5x4(2)-0,6x4,5(2)-0,8x5(2)-1,0x5,5(2)-1,0x6(2)-1,6x8(2) mm
⊕	BW 861PH	PH0(2)-PH1(7)-PH2(7)-PH3(2)
⊕	BW 861PZ	PZ0(2)-PZ1(3)-PZ2(3)-PZ3(2)
○	BW 861PE	1,5-2-2,5-3-4-4,5-5-5,5-6-8 mm
⊕	BW 861TX	T9-T10-T15-T20-T25 T27-T30-T40
○	BW 882M1	○ 1/4 - ● 1/4

BW 1256/G21-1

○	BW 1256LP	1,5-2-2,5 mm
⊕	BW 1256PH	PH0-PH1
⊕	BW 1256PZ	PZ0-PZ1
○	BW 1256PE	0,7-0,9-1,3-1,5-2-2,5-3 mm
⊕	BW 1256TX	T4-T5-T6-T7
⊕	BW 1256RTX	T8-T10-T15
4 mm		99 mm



97

- 12"** BW 720L ○ 10-12-13-15-17-19-21-24-27-30 mm
 BW 720/21 125 mm
 BW 720/25 64 mm
 BW 910/16F □ 3/8" - ■ 1/2"
 BW 920/16 □ 1/2" - ■ 3/4"
 BW 920A ○ 8-9-10-11-12-13-14-15-16-17-18-19-20-21-22-23-24-27-30-32 mm
 BW 920AL ○ 10-12-13-14-15-16-17-18-19-21-22-24-27-30-32 mm
 BW 920FTX ⊗ E10-E12-E14-E16-E18-E20-E22-E24
 BW 920PE ○ 5-6-7-8-9-10-12-14 mm
 BW 920PE-L ○ 5-6-7-8-9-10-12-14 mm
 BW 920PE-XL ○ 10-12-14 mm
 BW 920TX ⊗ T27-T30-T40-T45-T50-T55-T60
 BW 920TX-L ⊗ T30-T40-T45-T50-T55-T60-T70
 BW 920TX-XL ⊗ T45-T50-T55
 BW 920/21 125 mm
 BW 920/22 250 mm
 BW 920/25
 BW 920/55 ⊗ 260 mm



35

- 943E ○ 5-5.5-6-7-8-9-10-11-12-13-14 mm
 1201E ● 2.5x50-3x75-4x100-5.5x125-6.5x150-8x200 mm
 1202E ⊕ PH0x60-PH1x80-PH2x100-PH3x150 mm
 1201EN ● 4x30 mm
 1202EN ⊕ PH1x30 mm
 1207E/TX ○ T6-T7-T8-T9-T10-T15-T20-T25-T27-T30-T40-T45



45

- BW 42 ⊕ 6-7-8-9-10-11-12-13-14-15-16-17-18-19-20-21-22-23-24-27-30-32 mm
 BW 55 ⊕ 6x7-8x9-10x11-12x13-14x15-16x17-18x19-20x22-21x23-24x27-30x32 mm
 BW 141 ⊕ 8-9-10-11-12-13-14-15-16-17-18-19 mm



235

- BW 96BPC/SC9 ○ 1.5-2-2.5-3-4-5-6-8-10 mm
 BW 410/SP19 1+10 mm x 0,5 mm
 BW 666N/20 40+20 Nm
 BW 720 ○ 10-12-13-15-17-19-21-24-27-30 mm
 BW 867PE ○ 4-5-6-7-8-10-12 mm
 BW 867PE/L ○ 4-5-6-7-8-10-12 mm
 BW 867XZN ○ 4-5-6-7-8-10-12 mm
 BW 867XZN/L ○ 5-6-8-10-12 mm
 BW 867TX ⊗ T20-T25-T30-T40-T45-T50-T55
 BW 867TX/L ⊗ T20-T25-T30-T40-T45-T50-T55
 BW 867RTX ⊗ T20-T25-T30-T40-T45-T50-T55
 BW 867RTX/L ⊗ T20-T25-T30-T40-T45-T50-T55
 BW 867RTX ⊗ T20-T25-T30-T40-T45-T50-T55
 BW 867RTX/L ⊗ T20-T25-T30-T40-T45-T50-T55
 BW 867RTX ⊗ T20-T25-T30-T40-T45-T50-T55
 BW 867RTX/L ⊗ T20-T25-T30-T40-T45-T50-T55



27

- BW 30 ∅ 2-3-4 mm
 BW 31 ∅ 2-3-4-5-6-8 mm
 BW 32 ∅ 4 mm
 BW 34 150-175 mm
 BW 36 150 mm
 1032 ○ 19+60 mm
 1034 ○ 19+60 mm
 1036 ● 19+60 mm
 1038 ● 19+60 mm
 BW 1048 250 mm
 BW 1052 190-240 mm
 BW 1082BM ⊕ 160 mm
 BW 1150BM = 180 mm
 BW 1166BM ● 200 mm
 BW 1168BM ● 200 mm
 BW 1370 300 g
 BW 1380 1000 g
 BW 1390 ∅ 35 mm



30

- BW 90 ⊕ 6x7-8x9-10x11-12x13-14x15-16x17-18x19 mm
 BW 96T ○ 2-2.5-3-4-5-6-7-8-10 mm
 BW 1098 220 mm
 BW 1650 150 mm
 BW 1682 300 mm
 BW 1687/S4
 BW 192 8x10/12x13 mm
 BW 192 16x17/18x19 mm
 BW 1719BMA8/Q ■ 200 mm
 BW 1719BMA8/T ▲ 200 mm
 BW 1719BMA8/P ▮ 200 mm
 BW 1719BMA8/M ▽ 200 mm
 BW 1719BMA8/R ● 200 mm



33

- BW 943FL ○ 6-7-8 mm
 BW 1692/5 5 m
 BW 1712T 148+665 mm
 BW 1606T 0,08+6 ⇨ mm²
 BW 1608 0,5+6 ⇨ mm²
 BW 1725 420 mm
 BW 1725CR 250 mm
 BW 1737NX 270 mm
 1771 18 mm
 BW 1771RL 10x 18 mm
 BW 1833S 200 lumen
 BW 1715
 BW 1720/B6
 BW 1128BMX 150 mm
 BW 1149F 0,2+6 ⇨ mm²
 BW 1602 0,75+6 ⇨ mm²
 BW 1603 1,25+5,5 ⇨ mm²

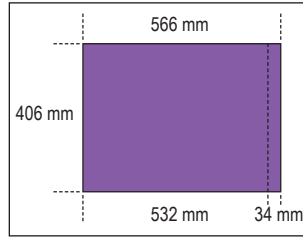
059456301

BW 5945/2023

Assortment of 268 tools for universal use, in soft EVA tray

£ 850.00

X
268



for **C45PRO**



17

- BW 96T ○ 2-2.5-3-4-5-6-7-8 mm
- BW 34 150-175 mm
- BW 1370 300 g
- BW 1390 Ø 35 mm
- BW 1719BMA8/Q ■ 200 mm
- BW 1719BMA8/T ▲ 200 mm
- BW 1719BMA8/P ▽ 200 mm
- BW 1719BMA8/M ◆ 200 mm
- BW 1719BMA8/R ● 200 mm



36

- BW 97TTX ○ T10-T15-T20-T25-T30
- 1038 ● 19+60 mm
- 1036 ● 19+60 mm
- 1034 ○ 19+60 mm
- 1032 ○ 19+60 mm
- BW 1166BM ● 160 mm
- BW 1150BM = 180 mm
- BW 1082BM † 160 mm
- BW 1052 240 mm
- BW 1048 250 mm

BW 1256/C21-1

●	BW 1256LP	1,5-2-2,5 mm
+	BW 1256PH	PH0-PH1
+	BW 1256PZ	PZ0-PZ1
○	BW 1256PE	0,7-0,9-1,3-1,5-2-2,5-3 mm
⊗	BW 1256TX	T4-T5-T6-T7
⊗	BW 1256RTX	T8-T10-T15
4 mm		99 mm



30

- BW 96BPC/SC9 ○ 1,5-2-2,5-3-4-5-6-8-10 mm
- BW 42 ⊗ 6-7-8-9-10-11-12-13-14-15-16-17-18-19-20-21-22-24-27-30-32 mm



25

- 1202E ⊕ PH0x60-PH1x80-PH2x100-PH3x150 mm
- 1202EN ⊕ PH1x30 mm
- 1207E/TX ○ T6-T7-T8-T9-T10-T15-T20-T25-T27-T30-T40-T45
- 1201EN ● 4x30 mm
- 1201E ● 2,5x50-3x75-4x100-5,5x125-6,5x150-8x200 mm
- BW 1253 ● 3x100 mm



160

- 1/4" BW 900 ○ 4-4,5-5-5,5-6-7-8-9-10-11-12-13-14 mm
- BW 900L ○ 5-6-7-8-9-10-11-12-13 mm
- BW 900LP ● 0,8x4-1,0x5,5-1,2x6,5-1,2x8,0 mm
- BW 900PH ⊕ PH1-PH2-PH3
- BW 900ME ○ 3-4-5-6-7 mm
- BW 900TX ○ T10-T15-T20-T25-T27-T30
- BW 900/20 50 mm
- BW 900/20L 100 mm
- BW 900/25 150 mm
- BW 900/30 ○ 1/4" - □ 1/4"
- BW 895/1 ○ 1/4" - □ 3/8"
- BW 895/3 ○ 1/4" - □ 3/8"
- BW 895/6 ○ 5/16" - □ 1/2"
- BW 900/42 115 mm
- BW 900/55 ⊗ 150 mm

- 1/2" BW 895/6 ○ 5/16" - □ 1/2"
- BW 956C ○ 16 mm - 20,8 mm
- BW 920/15F □ 1/2" - ■ 3/8"
- BW 910/22 150 mm
- BW 910/55 ⊗ 205 mm
- BW 920/55 ⊗ 260 mm
- BW 920A ○ 8-10-11-12-13-14-15-16-17-18-19-20-21-22-23-24-26-27-28-30-32 mm
- BW 920/25
- BW 920/21 125 mm
- BW 920/22 255 mm


BW 861/C61

●	BW 861LP	0,5x3 (2)-0,5x4(2)-0,6x4,5(2)-0,8x5(2)-1,0x5,5(2)-1,0x6(2)-1,6x8(2) mm
+	BW 861PH	PH0(2)-PH1(7)-PH2(7)-PH3(2)
+	BW 861PZ	PZ0(2)-PZ1(3)-PZ2(3)-PZ3(2)
○	BW 861PE	1,5-2-2,5-3-4-4,5-5-5,5-6-8 mm
⊗	BW 861TX	T9-T10-T15-T20-T25 T27-T30-T40
□	BW 882M1	○ 1/4 - ● 1/4

- 3/8" BW 895/6 ○ 5/16" - □ 1/2"
- BW 910A ○ 6-7-8-9-10-11-12-13-14-15-16-17-18-19-20-21-22 mm
- BW 910/20 75 mm
- BW 910/22 150 mm
- BW 910/25
- BW 910/16F □ 3/8" - ■ 1/2"

Beta

WORKER



Beta
WORKER BW C24S

BETA
WORKER

Beta
WORKER



The images are for reference only. Beta Utensili S.p.A. reserves the right to update and upgrade its product range without notice



Beta Tools (UK) Limited | Unit D - Horton Enterprise Park
Hortonwood 50, Telford | Shropshire, TF1 7GZ
Sales: Tel. (01952) 677977

www.beta-tools.co.uk | sales@beta-tools.com