

Beta

RSO50




We at Beta keep investing in Italian-made production and are proud to

THE NEW WORKSHOP EQUIPMENT RANGE



Beta

RS050





Based on the expertise acquired with the two existing workshop equipment ranges, RSC55 and C45PRO, which allowed us to listen to and fully understand professional users' requirements, the project for the new range, RSC50, relies on the following pivotal concepts:

QUALITY



Our acclaimed care in choosing the materials, painstaking attention for detail and, last but not least, the captivating design make the RSC50 a one-of-a-kind workshop equipment range.

FLEXIBILITY



Each workshop equipment combination can be extended or modified at any time as required.

COMPATIBILITY



The drawers in Beta's standard dimensions (588x367 mm) can accommodate the numerous tool modules, which are available in both soft and hard versions, made from EVA and ABS respectively.

EFFICIENCY



Simple, quick installation, based on the optimized production of the various parts of the range.

FUNCTIONALITY AND STURDINESS



The 63-cm-deep worktop means having a large, convenient, functional work surface available. It can be fitted with a vice, thereby allowing heavy-duty jobs to be carried out.



The new workshop equipment range, RSC50, comprises preassembled combinations, developed by Beta for professionals; alternatively, you can design your workplace on your own, choosing from many under-bench modules, wall-mounted cabinets and furnishing accessories. The customized colours of the drawer handles and lights under the worktops and wall-mounted cabinets result in unique workshop equipment, thus making the RSC50 an ideal choice for those who prioritize working in a functional, efficient environment.



RSC50 |

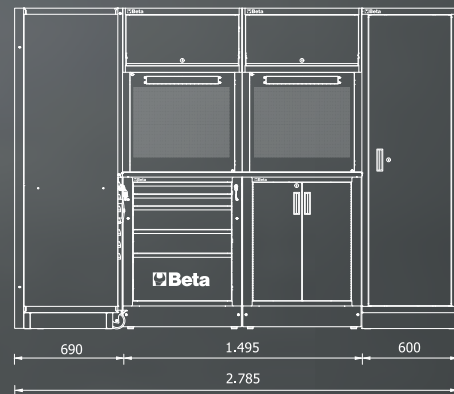
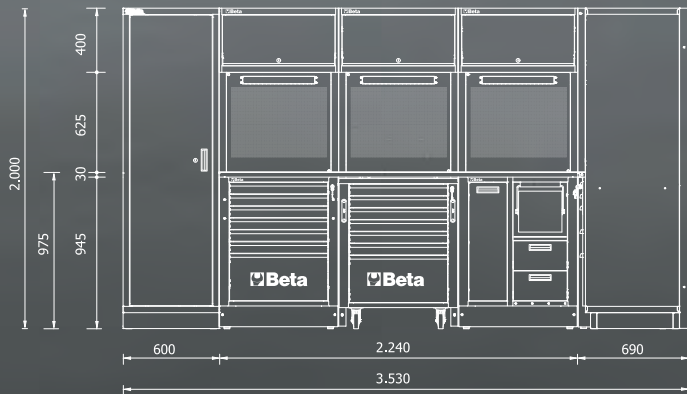

050001045

625 kg

Combination comprising:

- 1 2,240-mm-long worktop (RSC50 **PG/3-2,2MT**)
- 1 1,495-mm-long worktop (RSC50 **PG/2-1,5MT**)
- 1 fixed module with 7 drawers (RSC50 **M7**)
- 1 mobile roller cab with 7 drawers (RSC50 **C7**)
- 1 fixed service module with 2 drawers (RSC50 **MS-2C**)
- 1 self-supporting complete corner (RSC50 **AC-G**)
- 1 fixed module with 5 drawers (RSC50 **M5**)
- 1 fixed two-door module (RSC50 **MA**)
- 5 wall-mounted cabinets (RSC50 **PM**)
- 5 upper perforated tool panels (RSC50 **PFS**)
- 5 lower perforated tool panels (RSC50 **PFI**)
- 5 pairs of right/left uprights (RSC50 **P/2MDX-SX**)
- 2 single-door cabinets (RSC50 **A1**)





RSC50 L

050001050

541 kg

Combination comprising:

- 1 2,240-mm-long worktop (RSC50 **PG/3-2,2MT**)
- 1 750-mm-long worktop (RSC50 **PG/1-0,7MT**)
- 1 fixed service module (RSC50 **MS-2AVV**)
with compressed air hose reel item 1900S 8x10
and cable reel item 1844 15-H05/SCK (included)
- 1 mobile roller cab with 7 drawers (RSC50 **C7**)
- 1 fixed module with 7 drawers (RSC50 **M7**)
- 1 self-supporting complete corner (RSC50 **AC-G**)
- 1 fixed two-door module (RSC50 **MA**)
- 1 tool wall system with aluminium shutter
and framework (RSC50 **PS**)
- 2 wall-mounted cabinets (RSC50 **PM**)
- 2 upper perforated tool panels (RSC50 **PFS**)
- 2 lower perforated tool panels (RSC50 **PFI**)
- 2 pairs of right/left uprights (RSC50 **P/2MDX-SX**)
- 2 single-door tool cabinets (RSC50 **A1**)

SUPPLIED

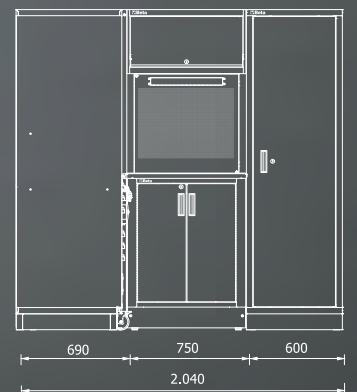
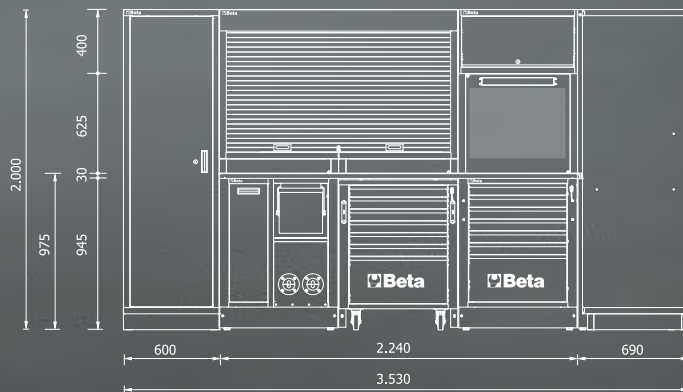


1900S 8x10



1844 15-H05/SCK





RSC50

050001000

534 kg

Combination comprising:

- 1 single-door tool cabinet (RSC50 A1)
- 1 750-mm-long worktop (RSC50 PG/1-0,7MT)
- 1 2,240-mm-long worktop (RSC50 PG/3-2,2MT)
- 1 mobile roller cab with 7 drawers (RSC50 C7)
- 1 fixed module with 4 drawers (RSC50 M4)
- 1 fixed module with 7 drawers (RSC50 M7)
- 1 fixed service module (RSC50 MS-AVV)
with compressed air hose reel item
1900S 8x10 (included)
- 1 tool wall system with aluminium shutter
and framework (RSC50 PS)
- 2 wall-mounted cabinets (RSC50 PM)
- 2 upper perforated tool panels (RSC50 PFS)
- 2 lower perforated tool panels (RSC50 PFI)
- 2 pairs of right/left uprights (RSC50 P/2MDX-SX)
- 1 two-door tool cabinet (RSC50 A2)

SUPPLIED



1900S 8x10



RSC50 A1

RSC50 PG/1-0,7MT

RSC50 M7





RSC50 MS-AW

RSC50 PS

RSC50 PM

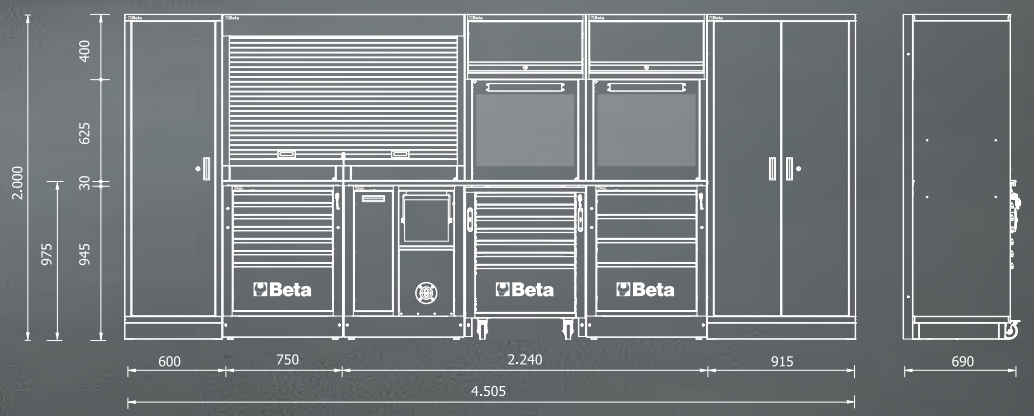
RSC50 PFI - RSC50 PFS

RSC50 PG/3-2,2MT

RSC50 A2

RSC50 C7

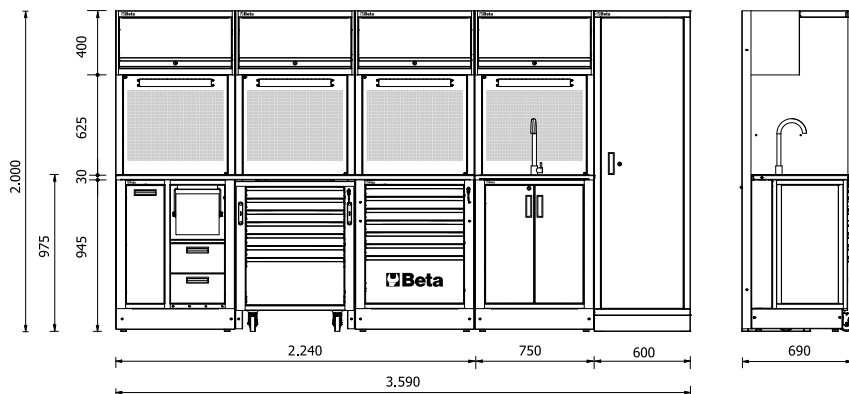
RSC50 M4





Combination comprising:

- 1 2,240-mm-long worktop (RSC50 PG/3-2,2MT)
- 1 fixed service module with 2 drawers (RSC50 MS-2C)
- 1 mobile roller cab with 7 drawers (RSC50 C7)
- 1 fixed module with 7 drawers (RSC50 M7)
- 1 fixed module with built-in sink (RSC50 ML)
- 4 wall-mounted cabinets (RSC50 PM)
- 4 upper perforated tool panels (RSC50 PFS)
- 4 lower perforated tool panels (RSC50 PFI)
- 4 pairs of right/left uprights (RSC50 P/2MDX-SX)
- 1 single-door tool cabinet (RSC50 A1)





Combination comprising:

- 1 2,240-mm-long worktop (RSC50 PG/3-2,2MT)
- 1 fixed service module (RSC50 MS-2AVV) with compressed air hose reel item 1900S 8x10 and cable reel item 1844 15-H05/SCK (included)
- 1 mobile roller cab with 7 drawers (RSC50 C7)
- 1 fixed module with 4 drawers (RSC50 M4)
- 3 wall-mounted cabinets (RSC50 PM)
- 3 upper perforated tool panels (RSC50 PFS)
- 3 lower perforated tool panels (RSC50 PFI)
- 3 pairs of right/left uprights (RSC50 P/2MDX-SX)
- 1 two-door tool cabinet (RSC50 A2)



SUPPLIED



1900S 8x10

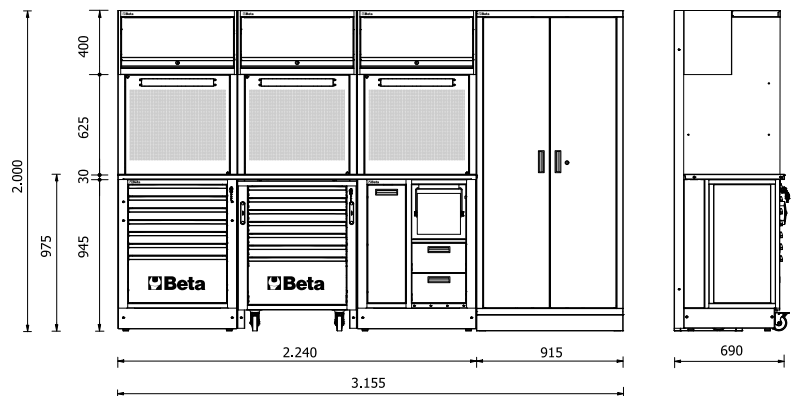


1844 15-H05/SCK



Combination comprising:

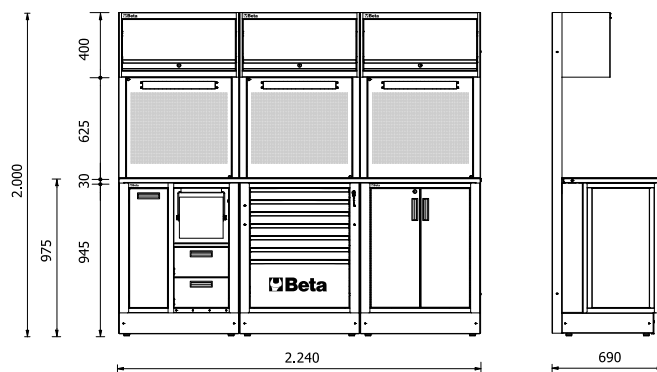
- 1 2,240-mm-long worktop (RSC50 PG/3-2,2MT)
- 1 fixed module with 7 drawers (RSC50 M7)
- 1 mobile roller cab with 7 drawers (RSC50 C7)
- 1 fixed service module with 2 drawers (RSC50 MS-2C)
- 3 wall-mounted cabinets (RSC50 PM)
- 3 upper perforated tool panels (RSC50 PFS)
- 3 lower perforated tool panels (RSC50 PFI)
- 3 pairs of right/left uprights (RSC50 P/2MDX-SX)
- 1 two-door tool cabinet (RSC50 A2)





Combination comprising:

- 1 2,240-mm-long worktop (RSC50 PG/3-2,2MT)
- 1 fixed service module with 2 drawers (RSC50 MS-2C)
- 1 fixed module with 7 drawers (RSC50 M7)
- 1 fixed two-door module (RSC50 MA)
- 3 wall-mounted cabinets (RSC50 PM)
- 3 upper perforated tool panels (RSC50 PFS)
- 3 lower perforated tool panels (RSC50 PFI)
- 3 pairs of right/left uprights (RSC50 P/2MDX-SX)



RSC50 D

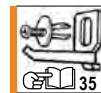
050001020

230 kg



Combination comprising:

- 1 1,495-mm-long worktop (RSC50 PG/2-1,5MT)
- 1 fixed module with 5 drawers (RSC50 M5)
- 1 fixed two-door module (RSC50 MA)
- 2 wall-mounted cabinets (RSC50 PM)
- 2 upper perforated tool panels (RSC50 PFS)
- 2 lower perforated tool panels (RSC50 PFI)
- 2 pairs of right/left uprights (RSC50 P/2MDX-SX)
- 1 single-door tool cabinet (RSC50 A1)



RSC50 C

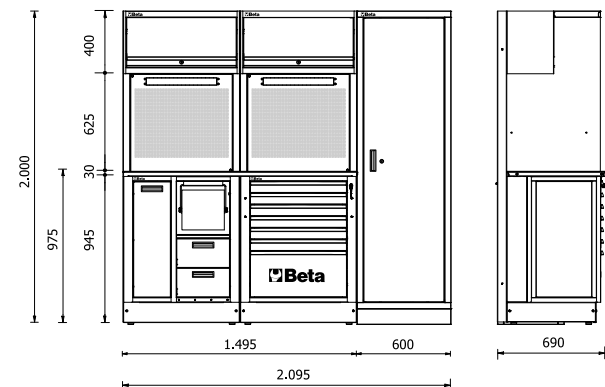
050001015

258 kg



Combination comprising:

- 1 1,495-mm-long worktop (RSC50 PG/2-1,5MT)
- 1 fixed service module with 2 drawers (RSC50 MS-2C)
- 1 fixed module with 7 drawers (RSC50 M7)
- 2 wall-mounted cabinets (RSC50 PM)
- 2 upper perforated tools panels (RSC50 PFS)
- 2 lower perforated tools panels (RSC50 PFI)
- 2 pairs of right/left uprights (RSC50 P/2MDX-SX)
- 1 single-door tool cabinet (RSC50 A1)



RSC50 B

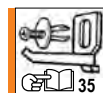
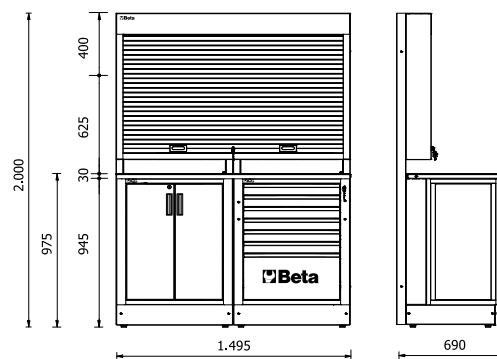
050001010

188 kg



Combination comprising:

- 1 1,495-mm-long worktop (RSC50 PG/2-1,5MT)
- 1 fixed two-door module (RSC50 MA)
- 1 fixed module with 7 drawers (RSC50 M7)
- 1 tool wall system with aluminium shutter and framework (RSC50 PS)



RSC50 A


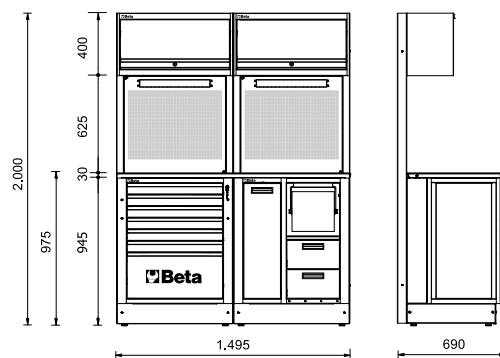
050001005

192 kg



Combination comprising:

- 1 1,495-mm-long worktop (RSC50 PG/2-1,5MT)
- 1 fixed module with 7 drawers (RSC50 M7)
- 1 fixed service module with 2 drawers (RSC50 MS-2C)
- 2 wall-mounted cabinets (RSC50 PM)
- 2 upper perforated tool panels (RSC50 PFS)
- 2 lower perforated tool panels (RSC50 PFI)
- 2 pairs of right/left uprights (RSC50 P/2MDX-SX)






RSC50 P **Worktop** for workshop equipment combination RSC50

Painted sheet metal worktop, covered with a shockproof, non-scratch PVC coat, resistant to hydrocarbons.

- Holes for a vice (1599P/125, to be ordered separately) on both sides
- Designed for application of aluminium profiles with LED strips item 5000 RSC50/PLED or 5000 RSC50/PLED-ST (to be ordered separately), to light under-workbench modules.



- Supplied complete with two exterior side pads.



RAL 7046	L mm	P mm	kg	
RSC50 PG/1-0,7MT	750	630	12,4	050001107
RSC50 PG/2-1,5MT	1.495	630	24,5	050001114
RSC50 PG/3-2,2MT	2.240	630	36,5	050001122




RAL 7016	L mm	P mm	kg	
RSC50 PA/1-0,7MT	750	630	12,4	050001108
RSC50 PA/2-1,5MT	1.495	630	24,5	050001115
RSC50 PA/3-2,2MT	2.240	630	36,5	050001123



RSC50 RB **Shockproof, non-scratch PVC coat, resistant to hydrocarbons**

A must-have for protecting worktops



RSC50 RB/0,63	for corner worktop, 630x630 mm	050001140
RSC50 RB/0,75	for 750-mm-long worktop	050001141
RSC50 RB/1,5	for 1,495-mm-long worktop	050001142
RSC50 RB/2,2	for 2,240-mm-long worktop	050001143



RSC50 T3

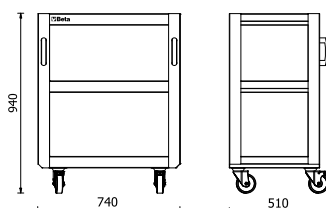
050001253

22,3 kg



3-tier tool trolley, for workshop equipment combination RSC50

- Four swivel castors, Ø 100 mm (two with brakes)
- Static load capacity: 200 kg (distributed over 3 shelves)



RSC50 C5

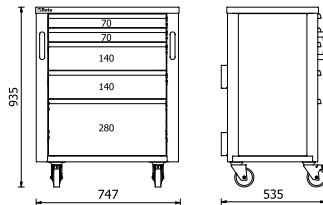
050001205

51,4 kg

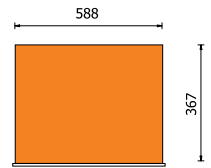


Mobile roller cab with 5 drawers for workshop equipment combination RSC50

- 5 drawers (588x367 mm) with ball bearing slides
- 4 swivel castors, Ø 100 mm (2 with brakes)
- Drawer bases protected by foamed rubber mats
- Front centralised lock
- Handles built into frame for improved ease of handling
- Each drawer can accommodate up to 4 EVA foam or ABS thermoformed trays



h	max
70 mm	25 kg
140 mm	30 kg
280 mm	35 kg



RSC50 C7

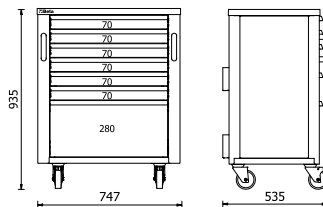
050001207

56,3 kg

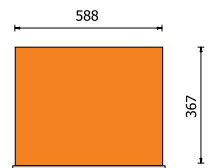


Mobile roller cab with 7 drawers for workshop equipment combination RSC50

- 7 drawers (588x367 mm) with ball bearing slides
- 4 swivel castors, Ø 100 mm (2 with brakes)
- Drawer bases protected by foamed rubber mats
- Front centralised lock
- Handles built into frame for improved ease of handling
- Each drawer can accommodate up to 4 EVA foam or ABS thermoformed trays



h	max
70 mm	25 kg
280 mm	35 kg



RSC50 C8

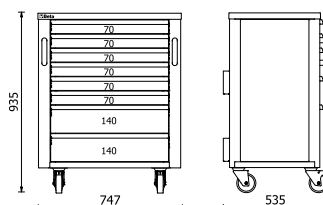
050001208

59 kg

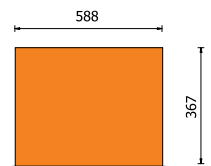


Mobile roller cab with 8 drawers for workshop equipment combination RSC50

- 8 drawers (588x367 mm) with ball bearing slides
- 4 swivel castors, Ø 100 mm (2 with brakes)
- Drawer bases protected by foamed rubber mats
- Front centralised lock
- Handles built into frame for improved ease of handling
- Each drawer can accommodate up to 4 EVA foam or ABS thermoformed trays



h	max
70 mm	25 kg
140 mm	30 kg





RSC50 M4

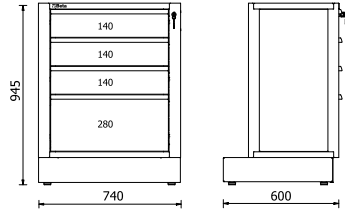
050001224

44,5 kg

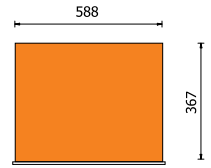


Fixed module with 4 drawers,
for workshop equipment combination RSC50

- **4 drawers** (588x367 mm) with ball bearing slides
- Drawer bases protected by foamed rubber mats
- Front centralised lock
- With vertically adjustable feet
- **Each drawer can accommodate up to 4 EVA foam or ABS thermoformed trays**



h	max
140 mm	30 kg
280 mm	35 kg



RSC50 M5

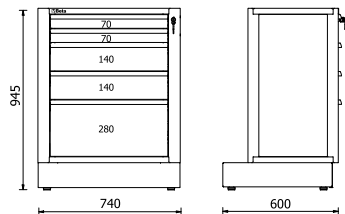
050001225

47 kg

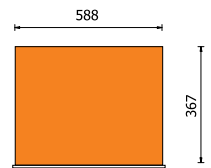


Fixed module with 5 drawers,
for workshop equipment combination RSC50

- **5 drawers** (588x367 mm) with ball bearing slides
- Drawer bases protected by foamed rubber mats
- Front centralised lock
- With vertically adjustable feet
- **Each drawer can accommodate up to 4 EVA foam or ABS thermoformed trays**



h	max
70 mm	25 kg
140 mm	30 kg
280 mm	35 kg



RSC50 M7

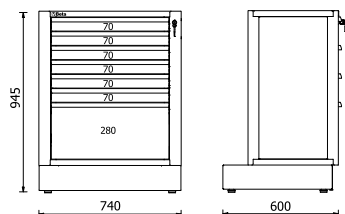
050001227

52 kg

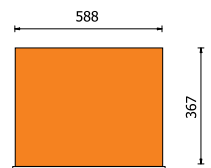


Fixed module with 7 drawers,
for workshop equipment combination RSC50

- **7 drawers** (588x367 mm) with ball bearing slides
- Drawer bases protected by foamed rubber mats
- Front centralised lock
- With vertically adjustable feet
- **Each drawer can accommodate up to 4 EVA foam or ABS thermoformed trays**



h	max
70 mm	25 kg
280 mm	35 kg





RSC50 M8

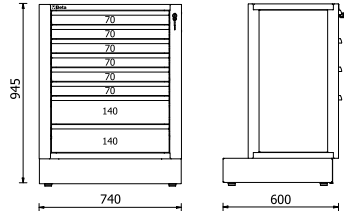
050001228

53,2 kg

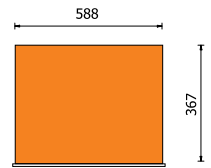


Fixed module with 8 drawers,
for workshop equipment combination RSC50

- **8 drawers** (588x367 mm) with ball bearing slides
- Drawer bases protected by foamed rubber mats
- Front centralised lock
- With vertically adjustable feet
- **Each drawer can accommodate up to 4 EVA foam or ABS thermoformed trays**



h	max
70 mm	25 kg
140 mm	30 kg



RSC50 M10

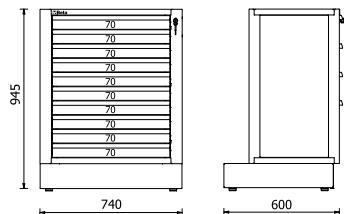
050001230

58,2 kg

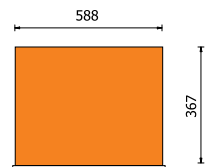


Fixed module with 10 drawers,
for workshop equipment combination RSC50

- **10 drawers** (588x367 mm) with ball bearing slides
- Drawer bases protected by foamed rubber mats
- Front centralised lock
- With vertically adjustable feet
- **Each drawer can accommodate up to 4 EVA foam or ABS thermoformed trays**



h	max
70 mm	25 kg



RSC50 MS-2C


050001243

57 kg

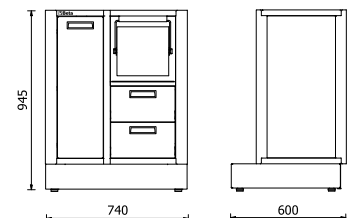


Fixed service module,
for workshop equipment combination RSC50

- Two drawers, 310x370 mm, 180 mm high, with ball bearing slides (interior dimensions)
- With vertically adjustable feet



- Built-in waste bin
- Paper roll compartment



RSC50 MS-AVV

050001241

41,5 kg

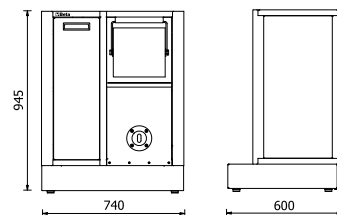


Fixed service module,
for workshop equipment combination RSC50, empty

Can accommodate **one reel**, to be chosen
from the following models:

- compressed air hose reel item 1900S 8x10
- cable reels items 1843 15-H05, 1844 10-H05,
1844 15-H05, 1844 15-H07, 1844 15-H05/SCK,
1844 15-H07/SCK, 1845 12-H05, 1846 10-H05,
1846 10-H07 e 1846 15-H05

- Built-in waste bin
- Paper roll compartment
- With vertically adjustable feet



RSC50 MS-2AVV

050001242

41,7 kg

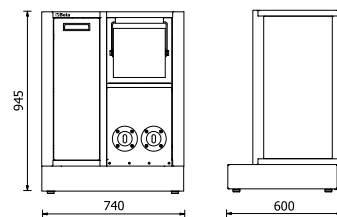


Fixed service module,
for workshop equipment combination RSC50, empty

Can accommodate **two reels**, to be chosen
from the following models:

- compressed air hose reel item 1900S 8x10
- cable reels items 1843 15-H05, 1844 10-H05,
1844 15-H05, 1844 15-H07, 1844 15-H05/SCK,
1844 15-H07/SCK, 1845 12-H05, 1846 10-H05,
1846 10-H07 e 1846 15-H05

- Built-in waste bin
- Paper roll compartment
- With vertically adjustable feet



RSC50 MA

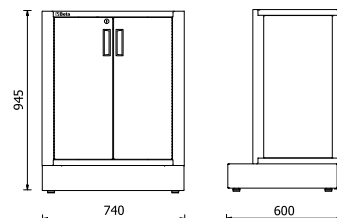
050001222

34 kg



Fixed two-door module,
for workshop equipment combination RSC50

- With lock
- Vertically adjustable interior shelf
- Interior dimensions: 615x435x740 mm
- With vertically adjustable feet





RSC50 CS


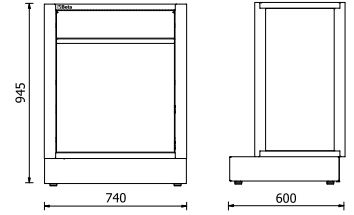
050001245

36 kg



Fixed sorted waste collection module,
for workshop equipment combination RSC50

- Pull-out waste compartment (588x355x580 mm) with ball bearing slides
- 2 capacious pull-out interior containers for sorting waste
- With vertically adjustable feet



RSC50 ML

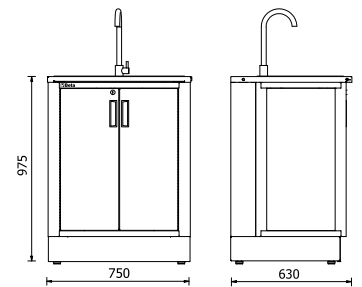
050001244

33,5 kg



Fixed module with built-in sink,
for workshop equipment combination RSC50

- Stainless steel basin
- Supplied complete with:
 - 1 mixer tap
 - 1 drain unit
 - 1 sink stopper
 - 1 filter cap
 - 1 soap dispenser



Fixed two-door module with lock:

- Useful interior dimensions: 615x435x575 mm
- With vertically adjustable feet



RSC50 MDO

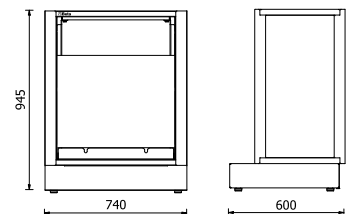
050001250

74 kg



Fixed oil distribution module,
for workshop equipment combination RSC50

- 2 reels with 7m - 1/2" hose included
- Complete with 2 guns with digital litre counter and automatic drip
- max. flow rate: 30 l/min
- viscosity: 8÷2000 mPas
- With vertically adjustable feet



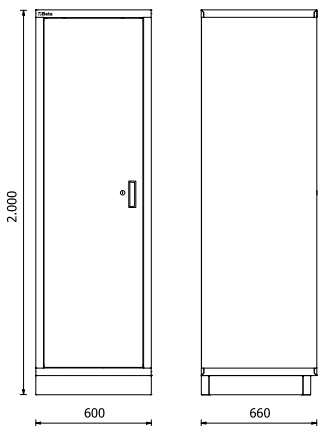
RSC50 A1

050001411

66 kg

Sheet metal single-door tool cabinet,
for workshop equipment combination RSC50

- 4 removable, vertically adjustable shelves
- With lock
- Interior dimensions: 590x615 mm
- With vertically adjustable feet



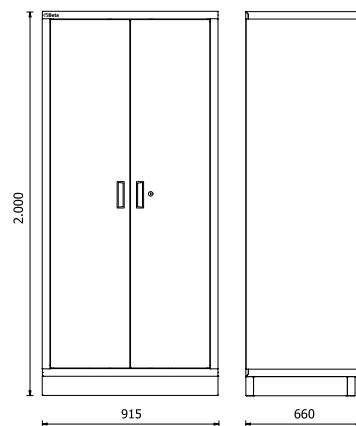
RSC50 A2

050001412

90 kg

Sheet metal two-door tool cabinet,
for workshop equipment combination RSC50

- 4 removable, vertically adjustable shelves
- With lock
- Interior dimensions: 910x615 mm
- With vertically adjustable feet

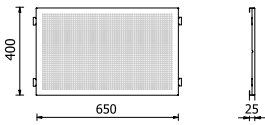



RSC50 PFS

050001312

2,5 kg

Upper perforated tool panel,
for workshop equipment combination RSC50



RSC50 PFI

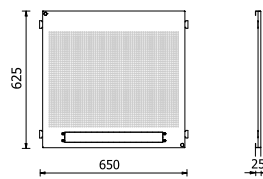
050001313

3,8 kg

Lower perforated tool panel,
for workshop equipment combination RSC50



• Can accommodate a 19" rack multi-socket (not included)

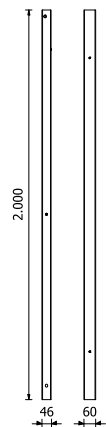


RSC50 P/2MDX-SX

050001352

8,5 kg

Pair of right/left uprights,
for workshop equipment combination RSC50



RSC50 KPF

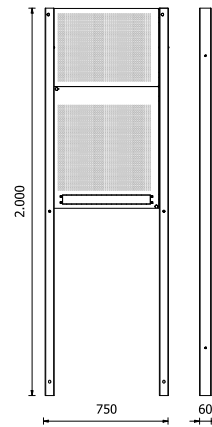
050001310

14,8 kg

Kit of perforated tool panels,
for workshop equipment combination RSC50



- 1 upper perforated tool panel, 650x400x25 mm
- 1 lower perforated tool panel, 650x625x25 mm, can accommodate a 19" rack multi-socket (not included)
- 1 pair of right/left uprights



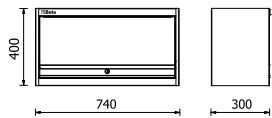
RSC50 PM

050001302

14 kg

Wall-mounted cabinet,
for workshop equipment combination RSC50

- Fitted with gas springs, making it easier to open and close door
- Designed for application of aluminium profiles with LED strips item 5000 RSC50/PLED or 5000 RSC50/PLED-ST (to be ordered separately), to light working area beneath and/or interior of suspended cabinet



RSC50 MTP

050001305

6,5 kg

Triangular shelf, for workshop equipment combination RSC50

- Designed for application of aluminium profiles with LED strips item 5000 RSC50/PLED or 5000 RSC50/PLED-ST (to be ordered separately), to light working area beneath



740x300x400 mm



RSC50 PS

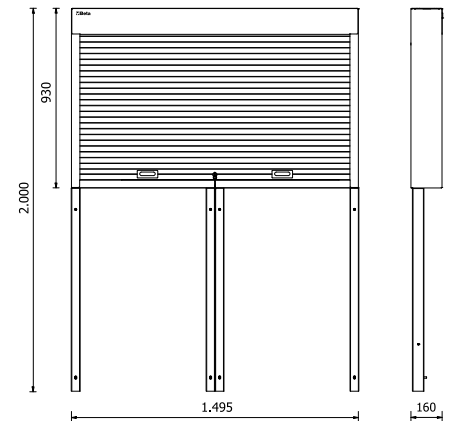
050001360

77 kg



Tool wall system with shutter,
for workshop equipment combination RSC50

- Aluminium shutter, vertically adjustable, with lock
- Removable perforated tool panels
- Supplied with framework



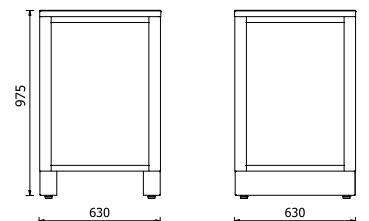
RSC50 KAI

16 kg



Lower corner element, 630x630 mm

- Painted sheet metal worktop (630x630 mm) covered with a shockproof, non-scratch PVC coat, resistant to hydrocarbons



RSC50 KAI-G

050001335



RAL 7046

RSC50 KAI-A

050001336



RAL 7016

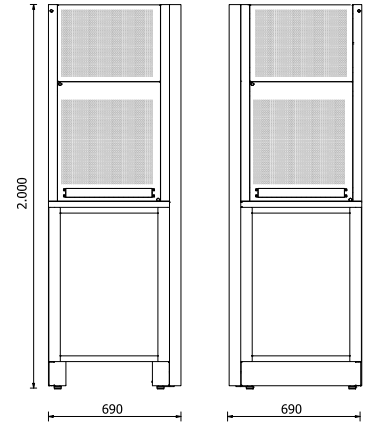
RSC50 AC

41 kg



Self-supporting complete corner,
for workshop equipment combination RSC50

- Painted sheet metal worktop, 630x630x30 mm, covered with a shockproof, non-scratch PVC coat, resistant to hydrocarbons
- 2 lower perforated tool panels, 650x625x25 mm, can accommodate a 19" rack multi-socket (not included)
- 2 upper perforated tool panels, 650x400x25 mm
- Supplied complete with framework



RSC50 AC-G

050001330



RAL 7046

RSC50 AC-A

050001329



RAL 7016

5000 RSC50/CLL

050001710

1 kg

Linear guard, for workshop equipment combination RSC50

- To be applied to perforated tool panels
- Designed for application of aluminium profiles with LED strips item 5000 RSC50/PLED or 5000 RSC50/PLED-ST (to be ordered separately), to light working area beneath



740x125x30 mm



50000 RSC50/CAL

050001711

1,7 kg

Corner guard, for workshop equipment combination RSC50

- To be applied to perforated tool panels of corner module
- Designed for application of aluminium profiles with LED strips item 5000 RSC50/PLED or 5000 RSC50/PLED-ST (to be ordered separately), to light working area beneath



655x655x30 mm



5000 RSC50/MP

050001705

2,3 kg

Shelf, for workshop equipment combination RSC50

- Designed for application of aluminium profiles with LED strips item 5000 RSC50/PLED or 5000 RSC50/PLED-ST (to be ordered separately), to light working area beneath



740x140x80 mm



5000 RSC50/MPA140

050001706

3 kg

Corner shelf, 140 mm deep, for workshop equipment combination RSC50

- Dimensions: 630x630x35 mm, 140 mm deep
- To be applied to perforated panels of corner module RSC50 AC
- Designed for application of aluminium profiles with LED strips item 5000 RSC50/PLED or 5000 RSC50/PLED-ST (to be ordered separately), to light working area beneath



630x630x35 mm



Assortment of 85 tools for universal maintenance

Fixing accessories included.



Assortment recommended in combination with:
 RSC50 - RSC50 E - RSC50 F - RSC50 G
 RSC50 H - RSC50 I - RSC50 L

Quantity/Description

- 17 combination wrenches 6÷22 mm
- 12 offset hexagon key wrenches \varnothing 2÷10 mm
- 13 1/2" square drive hexagon sockets with rail \varnothing 10÷22 mm
- 8 1/2" square drive hexagon sockets with rail \varnothing 23÷32 mm
- 1 1/2" drive extension bar 125 mm
- 1 1/2" drive extension bar 255 mm
- 1 1/2" drive universal joint
- 1 1/2" drive sliding T-handle
- 1 1/2" drive reversible ratchet
- 1 circlip pliers straight, internal \varnothing 180 mm
- 1 circlip pliers straight, external \bullet 175 mm

Beta N.

- 42
- 96N/SC12
- 920A/SB13
- 920A/SB8
- 920/21
- 920/22
- 920/25
- 920/42
- 920/55
- 1032
- 1036

Quantity/Description

- 1 250 mm
- 1 self - locking pliers 240 mm
- 1 heavy-duty diagonal cutting nippers ∇ 160 mm
- 1 electrician's scissors, straight blades
- 1 half-round needle nose pliers \equiv 180 mm
- 1 extra-long needle nose pliers \bullet 160 mm
- 7 screwdrivers for slotted head screws \bullet 3x75 - 3,5x100 - 4x125 - 5,5x150 - 6,5x150 - 8x200 - 10x200 mm
- 4 screwdrivers for cross head Phillips® screws \oplus PH0x60 - PH1x80 - PH2x100 - PH3x150 mm
- 1 engineer's hammer 300 g
- 1 soft face hammer \varnothing 35 mm
- 1 measuring tape 5 m
- 5 set of 5 second-cut files, with handles 200 mm
- 1 hacksaw frame, aluminium handle
- 1 plastic oil can 150 cc
- 1 snap - off blade utility knife

Beta N.

- 1048N
- 1052
- 1084BM
- 1128BMX
- 1150BM
- 1166BM
- 1260
- 1262/S4
- 1370
- 1390
- 1692
- 1719BMA/S5
- 1725
- 1754
- 1771



Assortment of 133 tools for universal maintenance

Fixing accessories included.



Assortment recommended in combination with:
RSC50 I - RSC50 L

Quantity/Description

Quantity/Description	Beta N.
6 pin punches 2 ÷ 8 mm	31/SP6
6 2 drift punches, 1 centre punch, 3 flat chisels with metal holder	38/SP6
17 combination wrenches 6÷22 - 24 - 27 - 30 mm	42/S17X
12 double open end wrenches 6x7 ÷ 30x32 mm	55/S12X
8 offset hexagon key wrenches 2 ÷ 10 mm	96T/S8
8 offset key wrenches, for Torx® head screws Ⓞ T9 ÷ T40	97TX/SC8
1 Adjustable wrench 250 mm	111E
13 1/2" square drive hexagon sockets with rail Ⓞ 10 ÷ 22 mm	920A/SB13
8 1/2" square drive hexagon sockets with rail Ⓞ 23 ÷ 32 mm	920A/SB8
7 socket drivers for cross head Phillips® screws ● Ⓞ 1,2x65 - 1,2x8 - 1,6x9 - 2x12mm - PH1-PH2-PH3	920LH/SB7
1 circlip pliers straight, internal Ⓞ 180 mm	1032
1 circlip pliers bent, internal Ⓞ 170 mm	1034
1 circlip pliers straight, external ● 175 mm	1036
1 circlip pliers bent, external ● 175 mm	1038
1 250 mm	1048N
1 self - locking pliers 240 mm	1052
1 tin snips 250 mm	1112
1 electrician's scissors, straight blades	1128BMX
8 set of screwdrivers 2,5x50 - 3x75 - 4x100 - 5,5x125 - 6,5x150 - PH0 - PH1 - PH2	1263/D8
2 engineer's hammer 300 - 600 g	1370
1 soft face hammer 35	1390

Quantity/Description

Quantity/Description	Beta N.
1 measuring tape 5 m	1692/5
1 flexible magnetic pick-up tool	1712E/2
1 two cutting edges scraper 200 mm	1717A
1 three - cutting edges scraper 200 mm	1717B
5 second cut files 200 mm	1719BMA8/S5
1 metal pressure oil can 200 cc	1751N
1 snap - off blade utility knife	1771BM
1 1/2" drive extension bar 125 mm	920/21
1 1/2" drive extension bar 250 mm	920/22
1 1/2" drive universal joint	920/25
1 1/2" drive sliding T-handle	920/42
1 1/2" drive reversible ratchet Ⓞ	920/55
1 pry bar	963
1 Diagonal cutting nippers ⚡ 160 mm	1082BM
1 tronchesi a grande effetto taglienti diagonali ⚡ 160 mm	1084BM
1 toggle lever assisted end cutting nippers ⚡ 180 mm	1092V
1 half-round needle nose pliers = 180 mm	1150BM
1 Extra-long needle nose pliers ● 160 mm	1166BM
1 Extra-long bent needle nose pliers ● 160 mm	1168BM
2 screwdrivers for slotted head screws ● 8x200 - 10x200 mm	1260
1 screwdrivers for cross head Phillips® screws ● PH3 8x150mm	1262
1 sliding gauge	1650
1 hacksaw frame, aluminium handle 420 mm	1725

1900S 8X10

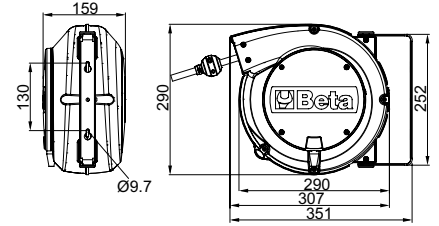
01900080

3,9 kg



Automatic hose reel with 8x10 mm hose

- Shockproof plastic body, for air or water
- Max. operating pressure: 15 bar
- Braided polyurethane hose
- Polypropylene frame
- Device for automatically fixing hose at required length
- Rack mechanism can be disabled to keep hose pulled
- Operating temperature range: -5 °C / +50 °C
- Supplied with a 180° swivel bracket and an additional quick connection bracket



	D	D1
	Ø 12 mm	Ø 8 mm

1843

018430215

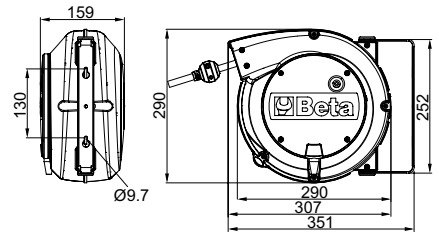
4,2 kg

IP42



Automatic cable reel with 2x1.5 mm² cable

- H05VV-F 2x1,5 mm² cable
- With thermal protection switch
- Coiled cable length: 15 m
- Cable length out of drum: 1 m
- Supplied without incoming cable
- Rack can be disabled to keep cable pulled
- Max. power (rolled up): 1300W (230V-20°C)
- Max. power (unrolled): 2300W (230V-20°C)
- Supplied with a 180° swivel bracket and an additional quick connection bracket



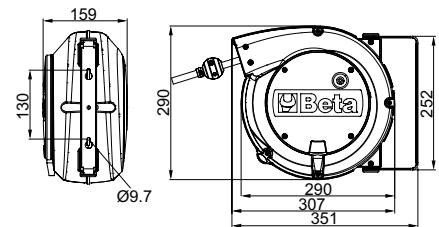
1844

IP42



Automatic cable reel with 3Gx1,5 mm² cable

- 3Gx1.5 mm² cable
- With thermal protection switch
- Cable length out of drum: 1 m
- Supplied without incoming cable
- Rack mechanism can be disabled to keep cable pulled
- Max. power (rolled up): 1500W (230V-20°C)
- Max. power (unrolled): 2500W (230V-20°C)
- Supplied with a 180° swivel bracket and an additional quick connection bracket



	Cable type	L	kg	
1844 10-H05	H05VV-F	10+1 m	3,9	018440310
1844 15-H05	H05VV-F	15+1 m	4,6	018440315
1844 15-H07	H07RN-F	14+1 m	5,2	018440317

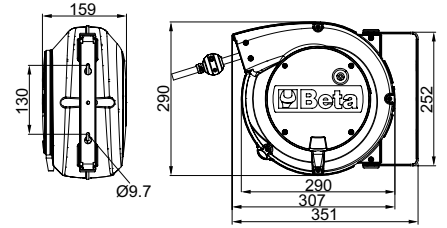
1844SCK


IP42 



Automatic cable reel with 3Gx1.5 mm² cable and SCHUKO type socket

- 3Gx1.5 mm² cable
- With thermal protection switch
- Length of cable out of drum: 1 m
- Supplied with 1.5 m incoming cable and SCHUKO type socket
- Rack mechanism can be disabled to keep cable pulled
- Max. power (rolled up): 1500W (230V-20°C)
- Max. power (unrolled): 2500W (230V-20°C)
- Supplied with a 180° swivel bracket and an additional quick connection bracket



	Cable type	L	kg	
1844 15-H05/SCK	H05VV-F	15+1 m	5,0	018440316
1844 15-H07/SCK	H07RN-F	14+1 m	5,7	018440318

1845

 018450365

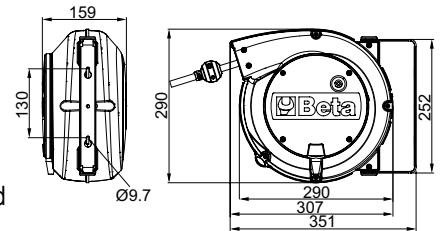
4,9 kg

IP42 



Automatic cable reel with 3Gx2.5 mm² cable

- 3Gx2.5 mm² cable
- With thermal protection switch
- Cable length out of drum: 1 m
- Supplied without incoming cable
- Rack mechanism can be disabled to keep cable pulled
- Max. power (rolled up): 2000W (230V-20°C)
- Max. power (unrolled): 3000W (230V-20°C)
- Supplied with a 180° swivel bracket and an additional quick connection bracket



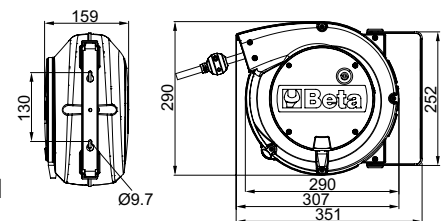
1846


IP42 



Automatic cable reel with 4Gx1.5 mm² cable

- 4Gx1.5 mm² cable
- Without thermal protection switch
- Cable length out of drum: 1 m
- Supplied without incoming cable
- Rack mechanism can be disabled to keep cable pulled
- Max. power (rolled up): 1400W (400V-20°C)
- Max. power (unrolled): 1900W (400V-20°C)
- Supplied with a 180° swivel bracket and an additional quick connection bracket



	Cable type	L	kg	
1846 10-H05	H05VV-F	10+1 m	4,4	018460405
1846 10-H07	H07RN-F	10+1 m	5,2	018460407
1846 15-H05	H05VV-F	15+1 m	5,4	018460415


5000 RSC50/PLED

050001714

80 g

Aluminium profile with LED strip, for workshop equipment combination RSC50

- 6.5W IP20 LED strip; length: 50 cm
- Supplied complete with 2 cables (40 cm and 170 cm long respectively)



- Convenient fixing through **magnets**



To be applied under worktops, under/in suspended cabinets, under shelves and linear/corner guards, to light working areas.


5000 RSC50/PLED-ST

050001715

80 g

Aluminium profile with LED strip and SOFT TOUCH switch, for workshop equipment combination RSC50

- 6.5W IP20 LED strip; length: 50 cm
- Supplied complete with two cables (40 cm and 170 cm long respectively)



- **SOFT TOUCH switch** for switching on and lighting power adjustment

5000 RSC50/ASL

050001716


200 g



Power supply, for LED strip, for workshop equipment combination RSC50

- 24VDC 22W power supply
- Can supply power to up to 3 6.5W LED strips

5000 RSC50/KFC Kit of 10 coloured drawer fronts, for workshop equipment combination RSC50



To customize colour of drawer fronts for workshop equipment combination RSC50.
Recommended for use in combination with worktops in anthracite grey RAL7016 (-A).

5000 RSC50/KFC7016

050001737



RAL 7016

10x



5000 RSC50/CTR

050001721

20 g



LED strip controller, with RF remote control for workshop equipment combination RSC50

Kit contents:

- 1 mini receiver
- 1 wireless RF remote control

Specifications of RF remote control:

- ON/OFF button
- BRIGHT +/- button: allows manual adjustment of lighting power
- 25%/50%/100% button: allows automatic adjustment of lighting power
- Battery: 3V CR2025 (included)
- Dimensions: 86 (L) x 40 (W) x 7 (H) mm

Specifications of mini receiver:

- Input voltage: 5V -24VDC
- Rated output current: 5A
- Peak output current: 12A
- Operating temperature: -20 °C ÷ +35 °C

Integrated features:

- Memory
- Mode (manual/automatic brightness)
- Brightness adjustment

		5000 RSC50/PLED-ST	5000 RSC50/PLED	5000 RSC50/ASL	5000 RSC50/CTR
	A	1x	-	1x	-
	B	-	1x	1x	1x
	A	1x	1x	1x	-
	B	-	2x	1x	1x
	A	1x	2x	1x	-
	B	-	3x	1x	1x

1,2 kg

5000 RSC50/KFC2011

050001731



RAL 2011

10x

5000 RSC50/KFC3000

050001733



RAL 3000

10x

5000 RSC50/KFC5015

050001734



RAL 5015

10x

SPC

088880480

1 kg

Computer wall bracket



5 kg

398x243x138 mm



CP

088880470

522 g

Wall-mounted bottle holder rack, made of steel



280x95x115 mm




PM/5C

088880450

1,8 kg

5-tray tool holder, made of plastic, with support

- Interior dimensions of tray: 95x120 mm



600x140x165 mm




PM/6C

088880440

970 g

6-tray tool holder, made of plastic, with support

- Interior dimensions of tray: 80x60 mm



600x95x115 mm



CPMB/3C

088880443

2 kg

Workbench small parts containers with 3 drawers

- Outer frame made of PP
- Small parts drawers made of PET
- Stackable
- Interior drawer dimensions: 160x107x105h mm



600x155x175 mm



Specifications of drawers:

- Unbreakable
- Glass effect transparency unchanged over time
- Scratchproof
- Resistant to oil, acids and aggressive chemicals
- Also suitable for use in food products

CPMB/5C

088880445

1,5 kg

Workbench small parts containers with 5 drawers

- Outer frame made of PP
- Small parts drawers made of PET
- Stackable
- Interior drawer dimensions: 90x86x62h mm



600x133x132 mm



KIT 6VC/3C

088880453

830 g

Kit of 6 removable trays for small parts containers CPMB/3C



6x



KIT 10VC/5C

088880455

570 g

Kit of 10 removable trays for small parts containers CPMB/5C



10x

ACCESSORIES AND TOOL HOOKS

SB

Socket rails



	L mm		
SB1	210	088880201	10pz
SB2	280	088880202	10pz
SB3	360	088880203	10pz

MB

Socket clips for rails SB



	L mm		
MB0	1/4	088880210	50pz
MB1	3/8	088880211	50pz
MB2	1/2	088880212	50pz

GM

Snap hooks with expansion bolts VE1




GM6,5	088880250	5pz
GM9,5	088880251	5pz
GM13	088880252	5pz
GM16	088880253	5pz
GM19	088880254	5pz
GM25	088880255	5pz

KIT/GPS

088880119

Kit of 40-mm GPS hooks with screws VE1 50pz




8889P2

088890107

1,3 kg

Parallel partitions for standard drawer




588x367 mm

8889C2

088890117

1,9 kg

Crossed partitions for standard drawer



588x367 mm

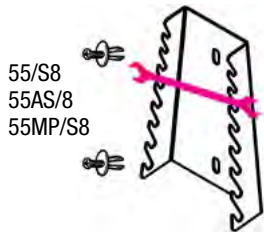
FOR PERFORATED PANELS

S55/8

088880420

Supports for 8 double open end wrenches, made from sheet metal

173x113x36 mm

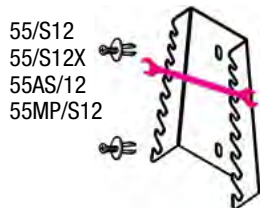


S55/12

088880421

Supports for 12 double open end wrenches, made from sheet metal

286x138x44 mm

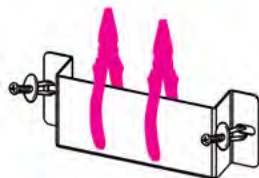


ST2P

088880422

Pliers pockets, made from sheet metal

116x60x31 mm

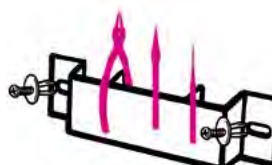


TSPP

088880402

Tool pockets, made from plastic material

167x55x16 mm

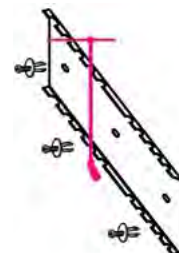


S952/10

088880423

Supports for 10 T-handles, made from sheet metal

385x97x26 mm

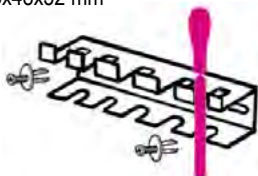


S1719BM

088880404

Supports for 5 files, made from sheet metal

165x48x32 mm



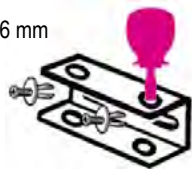
1719BMA: Q-T-P-M-R
1719BMD: Q-T-P-M-R
1719BMX: Q-T-P-M-R

SGN

088880405

Supports for 2 mini screwdrivers, made from sheet metal

60x23x26 mm



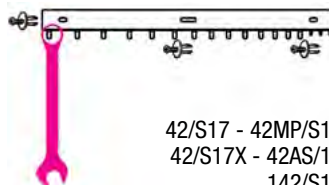
1290N-1292N-1299N/PZ
1260N-1262N-1269N/PZ
1201EN-1202EN-1209EN/PZ

S42/17

088880428

Supports for 17 combination wrenches, made from sheet metal

577x42 mm



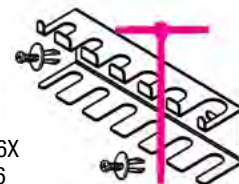
42/S17 - 42MP/S17
42/S17X - 42AS/17
142/S17

S951/6

088880429

Supports for 6 T handle wrenches with hexagon male ends, made from sheet metal

161x50x43 mm



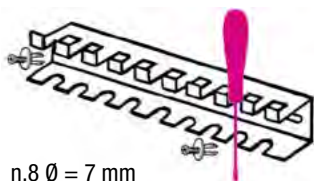
951/S6
951AS/S6X
951TX/S6

SPG11

088880910

Supports for screwdrivers, made from sheet metal

283x49x35 mm




n.8 Ø = 7 mm
n.2 Ø = 10 mm
n.1 Ø = 12 mm

S1203/8

088880430

Supports for screwdrivers, made from sheet metal

283x49x35 mm



1203E/S8
1263/D8
1293/S8

S96T/8

088880431

Supports for 8 offset hexagon key wrenches, with high torque handles, made from sheet metal

282x49x45 mm



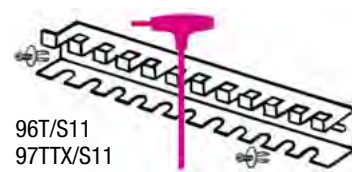
96T/S8
97TTX/S8
96T/AS8

96T/SPV

000960958

Supports for 11 offset hexagon key wrenches, with high torque handles, made from sheet metal

282x49x50 mm



96T/S11
97TTX/S11

ACCESSORIES



VPM0

088870350



VPM3

088870353



VP3

088880353



VP4

088880354




VP5

088880355



VP6

088880359



3D PLANNER

CONFIGURE YOUR WORKSHOP IN 3D ONLINE

IMAGINE AND CREATE...

DRAW THE WALLS

Create the walls according to the dimensions of your workshop.



DESIGN YOUR WORKBENCH SYSTEM

Select and assemble the component parts, to make your own combination.



VIEW THE RESULT IN 3D

The combination is immediately displayed in 3D and can be viewed from different angles.




REQUEST A QUOTE

Print the detail of the arrangement in PDF format and take it to your dealer to get a quote.






FILL YOUR DRAWERS WITH CUSTOMIZED MODULES IN SIX STEPS



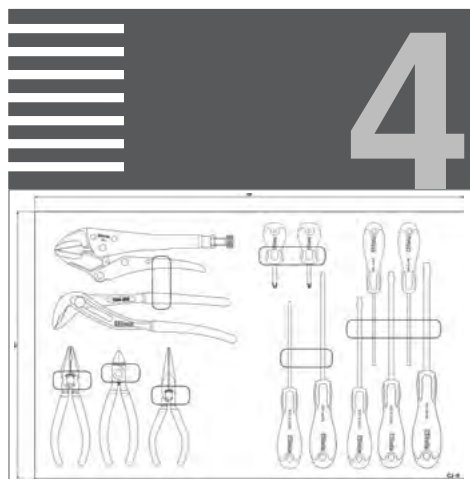
Determine your needs and send your project to the Beta dealer

Image	Product	Cod. Beta
	Self-locking pliers	010540022
	Pliers	010440250
	Pliers	011500046
	Screwdrivers for slotted head screws	012011039
	Screwdrivers for cross head Phillips® screws	012021018

We will receive and codify your initial assortment of the project




We will execute the design



We will submit the final layout for your approval



We will build the soft modules in Beta's factory in Sovico



We will deliver the tools in the customized modules


Beta

Fabio Quartararo
2023 MotoGP
World Championship



Partnership 2023

998011269



8 054809 533964

Beta Tools (UK) Limited, Unit D, Horton Enterprise Park,
Hortonwood 50, Telford, Shropshire, TF1 7GZ.

Sales: Tel. (01952) 677977

www.beta-tools.co.uk | sales@beta-tools.com

The images are for reference only. Beta Utensili S.p.A. reserves the right to update and upgrade its product range without notice.