

Beta

C45PRO



Promotion valid until 29.02.2024

The background of the advertisement is a dark grey perforated metal wall. Various tools are mounted on it, including several open-end wrenches of different sizes, a set of hex keys in a blue holder, a pair of orange-handled scissors, and a yellow and black tape measure. To the right, a black cabinet with a glass door is partially visible, showing some items inside. The Beta logo, a stylized orange 'B' inside a square, is positioned to the left of the word 'Beta' in a large, bold, orange font. Below 'Beta', the text 'C45PRO' is written in a white, sans-serif font.

Beta


C45PRO

The modular workshop equipment, C45PRO, allows you to create your own work environment according to both the amount of space you have available and your usage requirements.

This simple, flexible range based on predetermined combinations, can be expanded or changed in time.

Alternatively, you can fully customize your workstation, starting with the worktops – available in stainless steel coated MDF or multi-ply wood – and supplementing them with the numerous parts and accessories you can choose from.

Tailor your work environment to suit your needs. Make your workshop or garage look different. Choose from the preassembled solutions or create your workstation from scratch.



C45PRO D

COMBINATION COMPRISING:

- 1 fixed module with 7 drawers (C45PRO M7)
- 1 mobile roller cab with 7 drawers (C45PRO C7)
- 1 fixed service module (C45PRO MS)
- 1 fixed module with 5 drawers (C45PRO M5)
- 1 fixed two-door module (C45PRO MA)
- 5 perforated tool panels (C45PRO PF)
- 5 wall-mounted cupboards (C45PRO PM)
- 7 wall brackets, wide type (C45PRO SL)
- 2 wall brackets, narrow type (C45PRO SS)
- 2 single-door cabinets (C45PRO AS1)

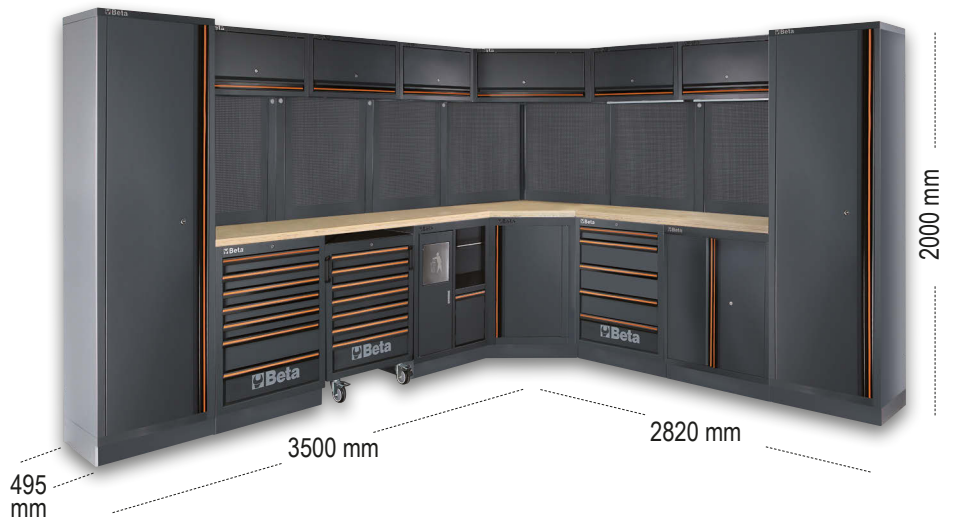


C45PRO D

PROFESSIONAL-STURDY-TIDY

C45PRO IS THE PROFESSIONAL WORKSHOP EQUIPMENT

that helps you make the most of your working space.
Based on the new 2021 design and the technical improvements developed for the frame, it boasts an excellent quality/price ratio.



Adjustable feet



New aluminium handle

- Workshop equipment combination C45PRO DX**
- 1 worktop made of stainless steel coated MDF (C45PX/3-2,0MT)
 - 1 worktop made of stainless steel coated MDF (C45PX/2-1,3MT)
 - 1 self-supporting complete corner with stainless steel coated MDF worktop (C45PRO CORNER/X)



- Workshop equipment combination C45PRO DW**
- 1 multi-ply wood worktop (C45PW/3-2,0MT)
 - 1 multi-ply wood worktop (C45PW/2-1,3MT)
 - 1 self-supporting complete corner with wood worktop (C45PRO CORNER/W)



C45PRO DX

045000031 572,3 kg

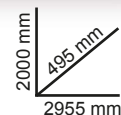
C45PRO DW

045000032 568,5 kg

C45PRO

COMBINATION COMPRISING:

- Fixed module with 7 drawers (C45PRO M7)
- Fixed service module (C45PRO MS)
- Mobile roller cab with 7 drawers (C45PRO C7)
- Two-door tool cabinet (C45PRO AS2)
- 3 perforated tool panels (C45PRO PF)
- 3 wall-mounted cabinets (C45PRO PM)
- 3 wall brackets, wide type (C45PRO SL)
- 1 wall bracket, narrow type (C45PRO SS)



C45PRO

Workshop equipment combination C45PRO X

- Worktop made of coated
MDF stainless steel



C45PRO X

045000001 305 kg

Workshop equipment combination C45PRO W

- Multi-ply wood worktop
(C45PW/3-2,0MT)



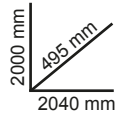
C45PRO W

045000002 303 kg

C45PRO A

COMBINATION COMPRISING:

- Fixed module with 7 drawers (C45PRO M7)
- Fixed service module (C45PRO MS)
- Fixed two-door module (C45PRO MA)
- 3 wall-mounted cabinets (C45PRO PM)
- 3 perforated tool panels (C45PRO PF)
- 2 wall brackets, wide type (C45PRO SL)
- 2 wall brackets, narrow type (C45PRO SS)



Workshop equipment combination
C45PRO AX
• Stainless steel coated MDF worktop
(C45PX/3-2.0MT)



C45PRO AX

045000003 206 kg

Workshop equipment combination
C45PRO AW
• Multi-ply wood worktop
(C45PW/3-2,0MT)



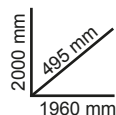
C45PRO AW

045000004 204 kg


C45PRO B

COMBINATION COMPRISING:

- Fixed module with 5 drawers (C45PRO M5)
- Fixed two-door module (C45PRO MA)
- Single-door tool cabinet (C45PRO AS1)
- 2 wall-mounted cabinets (C45PRO PM)
- 2 perforated tool panels (C45PRO PF)
- 2 wall brackets, wide type (C45PRO SL)
- 1 wall bracket, narrow type (C45PRO SS)




Workshop equipment combination
C45PRO BX
• Stainless steel coated MDF worktop
(C45PX/2-1.3MT)



C45PRO BX

045000021 191 kg

Workshop equipment combination
C45PRO BW
• Multi-ply wood worktop
(C45PW/2-1.3MT)



C45PRO BW

045000022 190 kg

C45PRO A

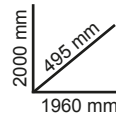
C45PRO B

C45PRO C

C45PRO C

COMBINATION COMPRISING:

- Fixed module with 7 drawers (C45PRO M7)
- Fixed service module (C45PRO MS)
- Single-door cabinet (C45PRO AS1)
- 2 wall-mounted cabinets (C45PRO PM)
- 2 perforated tool panels (C45PRO PF)
- 2 wall brackets, wide type (C45PRO SL)
- 1 wall bracket, narrow type (C45PRO SS)



Workshop equipment combination C45PRO CX

- Worktop made of **stainless steel coated MDF** (C45PX/2-1.3MT)



C45PRO CX

045000023 199 kg

Workshop equipment combination C45PRO CW

- **Multi-ply wood** worktop (C45PW/2-1.3MT)



C45PRO CW

045000024 198 kg

C45PRO E

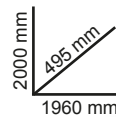
C45PRO E

COMBINATION COMPRISING:

- 2 perforated tool panels (C45PRO PF)
- 2 wall-mounted cabinets (C45PRO PM)
- 2 wall brackets, wide type (C45PRO SL)
- 1 wall bracket, narrow type (C45PRO SS)
- 1 single-door cabinet (C45PRO AS1)

Fixed module with 7 drawers

- 1 drawer, 1248x406 mm
- 6 drawers, 782x406 mm
- 5 drawers, 65 mm high
- 1 drawer, 145 mm high
- 1 storage compartment with intermediate shelf and door



Workshop equipment combination C45PRO EX

- Fixed module with 7 drawers and **stainless steel coated MDF** worktop (C45PRO M7A/X)



C45PRO EX

045000033 174,6 kg

Workshop equipment combination C45PRO EW

- Fixed module with 7 drawers and **multi-ply wood** worktop (C45PRO M7A/W)



C45PRO EW

045000034 173,6 kg

C45PRO BP-1,3

COMBINATION COMPRISING:

- Fixed module with 7 drawers (C45PRO M7)
- Fixed module with 5 drawers (C45PRO M5)
- 2 perforated tool panels (C45PRO PF)
- 1 wall bracket, wide type (C45PRO SL)
- 2 wall brackets, narrow type (C45PRO SS)



Workshop equipment combination C45PRO BPX-1,3

- Worktop made of **stainless steel coated MDF** (C45PX/2-1.3MT)



C45PRO BPX-1,3

045000041 140 kg

Workshop equipment combination C45PRO BPW-1,3

- **Multi-ply wood worktop** (C45PW/2-1.3MT)



C45PRO BPW-1,3

045000051 139 kg

C45PRO BP-1,3

C45PRO BP-2,0


COMBINATION COMPRISING:

- Fixed module with 7 drawers (C45PRO M7)
- Fixed module with 5 drawers (C45PRO M5)
- 3 perforated tool panels (C45PRO PF)
- 2 wall brackets, wide type (C45PRO SL)
- 2 wall brackets, narrow type (C45PRO SS)



Workshop equipment combination C45PRO BPX-2,0

- Worktop made of **stainless steel coated MDF** (C45PX/3-2.0MT)




C45PRO BPX-2,0

045000042 158 kg

Workshop equipment combination C45PRO BPW-2,0

- **Multi-ply wood worktop** (C45PW/3-2,0MT)



C45PRO BPW-2,0

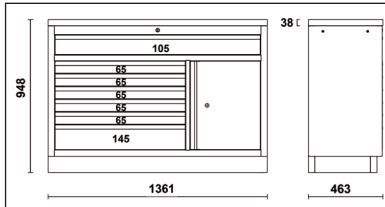
045000052 156 kg

C45PRO BP-2,0

C45PRO M7A

Fixed module with 7 drawers, for workshop equipment combination C45PRO

- 1 drawer (1248x406 mm) with ball bearing slides
- 6 drawers (782x406 mm) with ball bearing slides:
 - 5 drawers, 65 mm high
 - 1 drawer, 145 mm high
- Drawer bases protected by foamed rubber mats
- Front centralized lock
- With vertically adjustable feet
- Can be fitted with thermoformed trays
- 1 storage compartment with intermediate shelf and door, interior dimensions 504x424x597 mm



h	max
65 mm	25 kg
105 mm	40 kg
145 mm	30 kg



Fixed module with 7 drawers

- Stainless steel coated MDF worktop, 1360 mm long



C45PRO M7A/X

045000161 81 kg

Fixed module with 7 drawers

- Multi-ply wood worktop, 1360 mm long



C45PRO M7A/W

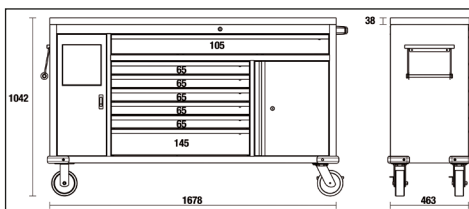
045000171 80 kg

C45PRO MWS

NEW

Work Station roller cab with 7 drawers and built-in waste bin

- 1 drawer (1248x406 mm) with ball bearing slides
- 6 drawers (782x406 mm) with ball bearing slides:
 - 5 drawers, 65 mm high
 - 1 drawer, 145 mm high
- Drawer bases protected by foamed rubber mats
- Can be fitted with thermoformed trays
- Storage compartment with intermediate shelf and door, interior dimensions 504x424x597 mm
- Built-in waste bin
- Built-in paper roll support
- 4 heavy-duty swivel castors, Ø 150 mm (1 with brake)
- Front centralized lock



h	max
65 mm	25 kg
105 mm	40 kg
145 mm	30 kg



Work Station roller cab with 7 drawers and built-in waste bin

- Worktop (1680 mm) made of stainless steel coated MDF



C45PRO MWS/X

045000181 126 kg

Work Station roller cab with 7 drawers and built-in waste bin

- Worktop (1680 mm) made of multi-ply wood



C45PRO MWS/W

045000191 122 kg

C45PRO CORNER

Self-supporting complete corner

- Suspended corner cabinet with gas springs, making it easier to open and close door
- Two perforated tool panels (1050x860 mm)
- Lower corner module with large storage compartment

Self-supporting complete corner

- **Stainless steel** corner worktop (860 x 860 mm)



C45PRO CORNER/X

045000401 94 kg

Self-supporting complete corner

- **Multi-ply wood** corner worktop (860 x 860 mm)



C45PRO CORNER/W

045000411 93 kg

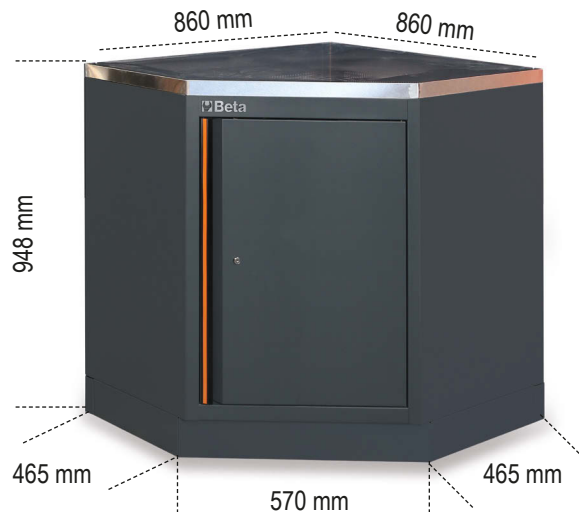


C45PRO CORNER

C45PRO CAI

Lower corner module for workshop equipment combination C45PRO

- Fixed corner module with large storage compartment
- With vertically adjustable feet



Lower corner module for workshop equipment combination C45PRO

- Worktop (860x860 mm) made of **stainless steel coated MDF**



C45PRO CAI/X

045000412 62 kg

Lower corner module for workshop equipment combination C45PRO

- **Multi-ply wood** corner worktop (860x860 mm)



C45PRO CAI/W

045000402 56 kg

C45PRO CAI

C45PX

Worktop made of coated MDF stainless steel
workbench thickness: 38 mm



680x463x38 mm 1360x463x38 mm 2040x463x38 mm

C45PX/1-0,7MT
045000101 6 kg

C45PX/2-1,3MT
045000103 21 kg

C45PX/3-2,0MT
045000110 31,8 kg

C45PW

Wood worktop for workshop
workbench thickness: 38 mm



680x463x38 mm 1360x463x38 mm 2040x463x38 mm

C45PW/1-0,7MT
045000111 6 kg

C45PW/2-1,3MT
045000113 20 kg

C45PW/3-2,0MT
045000120 30 kg

C45PRO C5

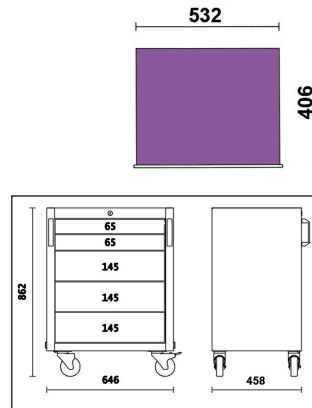
Mobile roller cab with 5 drawers, for workshop equipment combination C45PRO

- 5 drawers (532x406 mm) with ball bearing slides
- 4 swivel castors, Ø 100 mm (1 with brake)
- Drawer bases protected by foamed rubber mats
- Front centralized lock
- Can be fitted with thermoformed trays
- Handles built into frame for improved ease of handling



C45PRO C5
045000225 46 kg

h	max
65 mm	25 kg
145 mm	30 kg



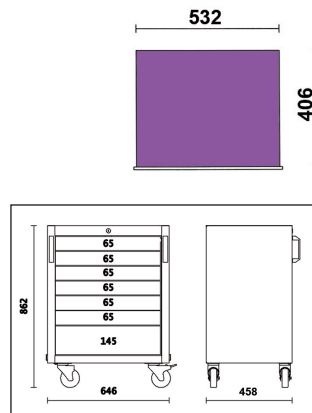
C45PRO C7

Mobile roller cab with 7 drawers, for workshop equipment combination C45PRO

- 7 drawers (532x406 mm) with ball bearing slides
- 4 steering wheels Ø 100 mm (1 with brake)
- Drawer bases protected by foamed rubber mats
- Front centralized lock
- With vertically adjustable feet
- Can be fitted with thermoformed trays
- Handles built into frame for improved ease of handling

C45PRO C7
045000227 50 kg

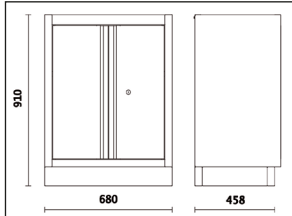
h	max
65 mm	25 kg
145 mm	30 kg



C45PRO MA

Fixed two-door module for workshop equipment combination C45PRO

- With lock
- Vertically adjustable shelf
- Interior dimensions 670x420 mm
- With vertically adjustable feet



C45PRO MA

045000232 29,4 kg



C45PRO MS

Fixed service module for workshop equipment combination C45PRO

- Built-in waste bin
- Paper roll compartment
- With vertically adjustable feet



C45PRO MS

045000239 37 kg

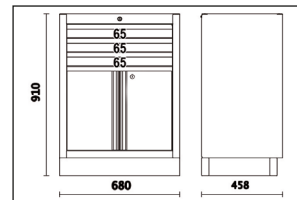
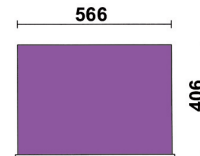


C45PRO M3A

Fixed module with 3 drawers and 2 doors, for workshop equipment combination C45PRO

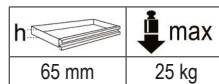
- 3 drawers (566x406 mm) with ball bearing slides
- Drawer bases protected by foamed rubber mats
- Can be fitted with thermoformed trays
- Front centralized lock
- Storage compartment with double door and lock (interior dimensions 670x440 mm), complete with intermediate shelf
- With vertically adjustable feet

NEW



C45PRO M3A

045000231 40 kg



C45PRO RD

Fixed sorted waste collection module for workshop equipment combination C45PRO

The ideal solution for sorted waste collection (glass, paper, plastic...)

- Sturdy sheet metal frame complete with 4 containers with up-and-over door for sorting waste
- Each container is fitted with: one removable plastic bin; capacity: 25 l
- 4 swivel castors, Ø 60 mm
- Supplied with kit of 4 coloured adhesive tapes
- With vertically adjustable feet

NEW



C45PRO RD/X

C45PRO RD/X

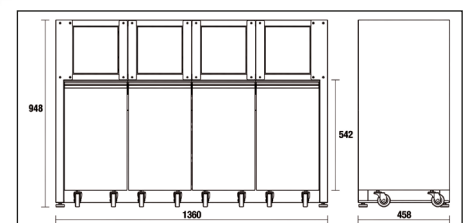
045000241 80 kg

C45PRO RD/W

045000240 80 kg



C45PRO RD/W



C45PRO ML

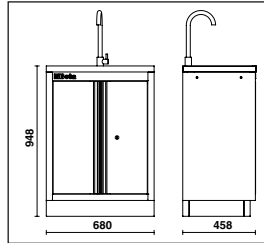
Fixed module with built-in sink, for workshop equipment combination C45PRO

Technical specifications:

- Stainless steel basin.
- Supplied complete with:
 - 1 mixer tap
 - 1 drain unit
 - 1 sink stopper
 - 1 filter cap
 - 1 soap dispenser

Fixed two-door module with lock:

- Useful interior dimensions 600x603x416 mm
- With vertically adjustable feet



C45PRO ML

045000233 44 kg

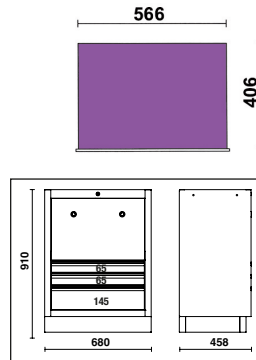
C45PRO ACT

Fixed module with 3 drawers and 2 built-in reels for workshop equipment combination C45PRO

- 3 drawers (566x406 mm) with ball bearing slides
- Drawer bases protected by foamed rubber mats
- Front centralized lock
- With vertically adjustable feet

Supplied complete with:

- 1 built-in compressed air or cold water hose reel, 8 mm, length 10 m, item 1900S 8x10
- 1 built-in electrical cable reel, length 15 m, item 1844 15-H05



C45PRO ACT

045000247 47 kg

h	max
65 mm	25 kg
145 mm	30 kg

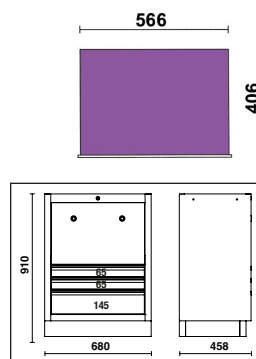
C45PRO TC

Fixed reel module with 3 drawers for workshop equipment combination C45PRO

- 3 drawers (566x406 mm) with ball bearing slides
- Drawer bases protected by foamed rubber mats
- Front centralized lock
- With vertically adjustable feet

Can accommodate 2 reels, to be chosen from the following:

- 2 compressed air or cold water hose reels, Ø 8 mm, length 10 m, item 1900S 8x10
- 2 electrical cable reels, length 15 m, item 1844, 15-H05
- 1 compressed air or cold water hose reel, Ø 8 mm, length 10 m, item 1900S 8x10, and 1 cable reel, length 15 m, item 1844, 15-H05



C45PRO TC

045000249 38 kg

h	max
65 mm	25 kg
145 mm	30 kg

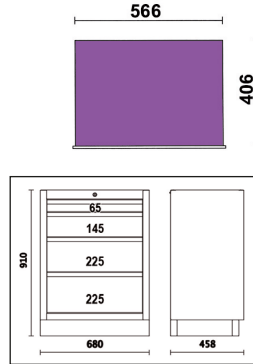
C45PRO M4

Fixed module with 4 drawers, for workshop equipment combination C45PRO

- 4 drawers (566x406 mm) with ball bearing slides
- Drawer bases protected by foamed rubber mats
- Front centralized lock
- With vertically adjustable feet
- Can be fitted with thermoformed trays

C45PRO M4
 045000234 45,7 kg

h	max
65 mm	25 kg
145 mm	30 kg
225 mm	30 kg



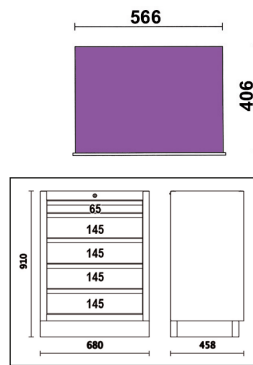
C45PRO M5

Fixed module with 5 drawers, for workshop equipment combination C45PRO

- 5 drawers (566x406 mm) with ball bearing slides
- Drawer bases protected by foamed rubber mats
- Front centralized lock
- With vertically adjustable feet
- Can be fitted with thermoformed trays

C45PRO M5
 045000235 49,3 kg

h	max
65 mm	25 kg
145 mm	30 kg



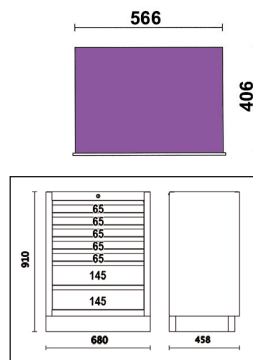
C45PRO M7

Fixed module with 7 drawers, for workshop equipment combination C45PRO

- 7 drawers (566x406 mm) with ball bearing slides
- Drawer bases protected by foamed rubber mats
- Front centralized lock
- With vertically adjustable feet
- Can be fitted with thermoformed trays

C45PRO M7
 045000237 54,3 kg

h	max
65 mm	25 kg
145 mm	30 kg



C45PRO M8

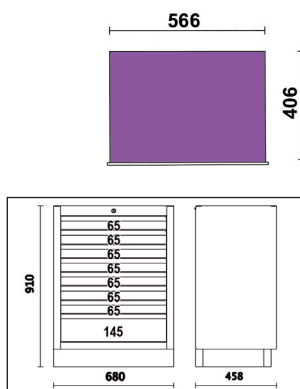
NEW

Fixed module with 8 drawers, for workshop equipment combination C45PRO

- 8 drawers (566x406 mm) with ball bearing slides
- Drawer bases protected by foamed rubber mats
- Front centralized lock
- With vertically adjustable feet
- Can be fitted with thermoformed trays

C45PRO M8
 045000238 56,5 kg

h	max
65 mm	25 kg
145 mm	30 kg



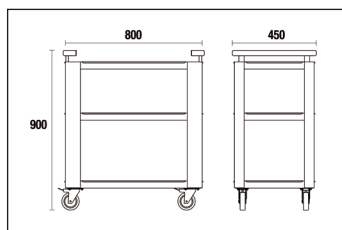
C45PRO T3

3-tier tool trolley, for workshop equipment combination C45PRO

- 4 swivel castors, Ø 100 mm (two with brakes)
- Static load capacity: 200 kg (distributed over 3 shelves)

NEW

C45PRO T3
 045000250 19,2 kg



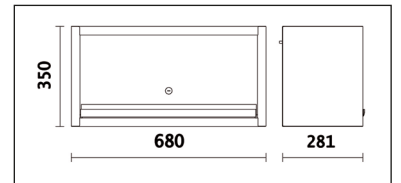
C45PRO PM

Wall-mounted cabinet for workshop equipment combination C45PRO

- With gas springs, making it easier to open and close door



C45PRO PM
 045000302 10 kg



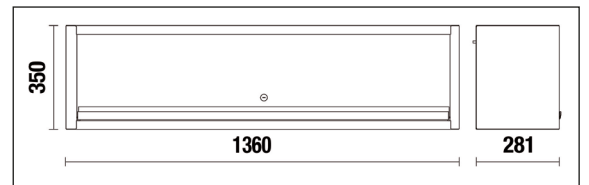
C45PRO PML

Wall-mounted cabinet, long, for workshop equipment combination C45PRO

- Wall-mounted cabinet length: 1360 mm
- With gas springs, making it easier to open and close door
- With lock



C45PRO PML
 045000303 18 kg



C45PRO PAS

Tool wall system for workshop equipment combination C45PRO

- Aluminium shutter, vertically adjustable, with lock
- Two removable perforated tool panels
- Matches 1.3-m long workbench




C45PRO PAS
 045000290 48,8 kg



C45PRO PF


Perforated tool panel for workshop equipment combination C45PRO



1052x614,5x24 mm

C45PRO PF


045000313 5,3 kg



C45PRO PFE

Perforated tool panel for workshop equipment combination C45PRO



- Perforated tool panel for workshop equipment combination C45PRO



1052x614,5x24 mm

C45PRO PFE

045000312 5,3 kg



C45PRO SS

Side wall brackets, narrow type, for workshop equipment combination C45PRO

Narrow type

1420x32,5x30 mm

C45PRO SS

045000333 1,5 kg



C45PRO SL

Side wall brackets, wide type, for workshop equipment combination C45PRO

Wide type

1420x65x30 mm

C45PRO SL

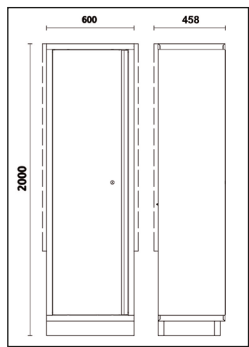
045000366 2 kg



C45PRO AS1

Sheet metal single-door tool cabinet with bracket, for workshop equipment combination C45PRO

- 4 removable, vertically adjustable shelves
- With lock
- Interior dimensions 590x430 mm
- With vertically adjustable feet



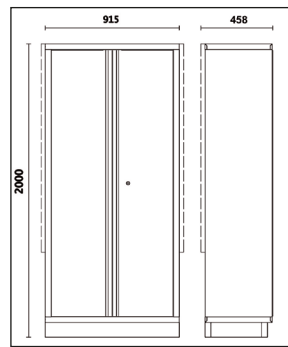
C45PRO AS1
045000451 57,5 kg



C45PRO AS2

Sheet metal two-door tool cabinet with bracket, for workshop equipment combination C45PRO

- 4 removable, vertically adjustable shelves
- With lock
- Interior dimensions 910x430 mm
- With vertically adjustable feet



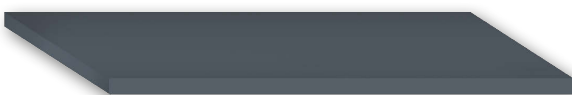
C45PRO AS2
045000481 80 kg



C45PROA1/R600

Interior shelf for tool cabinet C45PROAS1

- 590x430 mm



C45PROA1/R600
045000466 3,1 kg

C45PROA2/R915

Interior shelf for tool cabinet C45PROAS2

- 910x430 mm



C45PROA2/R915
045000496 4,5 kg

5945VUM

Assortment of 231 tools in EVA foam trays

MM11



30

- 42 6-7-8-9-10-11-12-13-14-15-16-17-18-19-20-21-22-24-27-30-32 mm
- 96BPC/SC9 1,5-2-2,5-3-4-5-6-8-10 mm

MM61



17

- 96T 2-2,5-3-4-5-6-7-8 mm
- 1390 \varnothing 35
- 1370 300 g
- 35 100-200 mm
- 1719BMA8/S5 200 mm


MM140



52

- 97TTX T10-T15-T20-T25-T30
- 1084BM ∇ 160 mm
- 1150BM \equiv 180 mm
- 1166BM 160 mm
- 1032 180 mm 19+60 mm
- 1034 170 mm 19+60 mm
- 1036 175 mm 19+60 mm
- 1038 175 mm 19+60 mm
- 1048N 250 mm
- 1052 240 mm
- 1256/C36-2

MM210

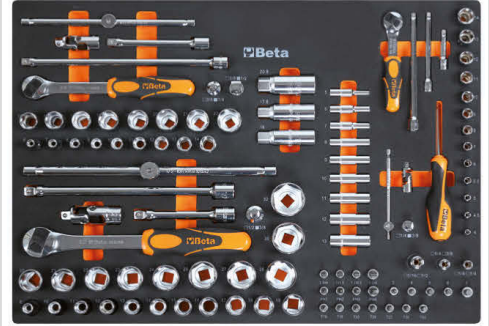


25

- 1201E 2,5x50-3x75-4x100-5,5x125-6,5x150-8x200 mm
- 1201EN 4x30 mm
- 1202E PH0x60-PH1x80-PH2x100-PH3x150 mm
- 1201EN PH1X30 mm
- 1207E/TX T6-T7-T8-T9-T10-T15-T20-T25-T27-T30-T40-T45
- 1253

MM105

107



1/4" **3/8"** **1/2"**

- 895/1 1/4-1/4
- 895/3 1/4-3/8
- 895/6 5/16-1/2
- 900 4-4,5-5-5,5-6-7-8-9-10-11-12-13-14 mm
- 900L 5-6-7-8-9-10-11-12-13 mm
- 900ME 3-4-5-6-7 mm
- 900LP 0,8x4-1x5,5-1,2x6,5-1,2x8
- 900PH PH1-PH2-PH3-PH4
- 900TX T10-T15-T20-T25-T27-T30-T40
- 900/16
- 900/... 50-100-150 mm
- 900/25
- 900BG/30 176 mm
- 900/42 115 mm
- 900/55 125 mm
- 910A 6-7-8-9-10-11-12-13-14-15-16-17-18-19-20-21-22 mm
- 910/15 3/8-1/4
- 910/16 3/8-1/2
- 910/21 125 mm
- 910/22 250 mm
- 910/25
- 910/42 210 mm
- 910/55 200 mm
- 920A 8-10-11-12-13-14-15-16-17-18-19-20-21-22-23-24-26-27-28-30-32 mm
- 920/15 1/2-3/8
- 920/25
- 920AN 125-250 mm
- 920/42 305 mm
- 920/55 275 mm
- 956E 16 mm (5/8")-17,8 (11/16")-20,8 (13/16")

5945VUM

059451001 19,6 kg

5958U

Assortment of 85 tools for universal maintenance
fixing accessories included.



Quantity/Description	Beta N.
17 combination wrenches 6+22 mm	42
12 offset hexagon key wrenches \varnothing 2+10 mm	96N/SC12
13 1/2" square drive hexagon sockets with rail \varnothing 10+22 mm	920A/SB13
8 1/2" square drive hexagon sockets with rail \varnothing 23+32 mm	920A/SB8
1 1/2" drive extension bar 125 mm	920/21
1 1/2" drive extension bar 255 mm	920/22
1 1/2" drive universal joint	920/25
1 1/2" drive sliding T-handle	920/42
1 1/2" drive reversible ratchet	920/55
1 circlip pliers straight, internal \varnothing 180 mm	1032

Quantity/Description	Beta N.
1 circlip pliers straight, external \varnothing 175 mm	1036
1 Slip joint pliers boxed joints 250 mm	1048N
1 self - locking pliers 240 mm	1052
1 Heavy-duty diagonal cutting nippers \sphericalangle 160 mm	1084BM
1 electrician's scissors, straight blades	1128BMX
1 half-round needle nose pliers \equiv 180 mm	1150BM
1 Extra-long needle nose pliers \bullet 160 mm	1166BM
7 screwdrivers for slotted head screws \bullet 3x75 - 3,5x100 - 4x125 5,5x150 - 6,5x150 - 8x200 - 10x200 mm	1260
4 screwdrivers for cross head Phillips® screws \bullet PH0x60 - PH1x80 PH2x100 - PH3x150 mm	1262/S4
1 engineer's hammer 300 g	1370
1 soft face hammer \varnothing 35 mm	1390
1 measuring tape 5 m	1692
5 Set of 5 second-cut files, with handles 200 mm	1719BMA/S5
1 hacksaw frame, aluminium handle	1725
1 plastic oil can 150 cc	1754
1 snap - off blade utility knife	1771


5958U

059581008 11,3 kg

C45LMP

LED lamp for workshop equipment combination C45PRO

- Length: 630 mm
- Easy to fix under wall cabinet through adhesives
- ON/OFF switch
- 570 lumens



Input: 100-240V 0,6A
Output: 12V 1.50A 18.0W

C45LMP

045000320 307 g

SPC

Computer wall bracket

- Matches tool wall systems RSC55 and C45PRO
- Dimensions 398x243x138 mm



SPC


088880480 1,5 kg

398x243x138 mm

C45STR

Coloured adhesive tape for workshop equipment combination C45PRO

- allows tailoring of colour of horizontal and vertical inserts in workshop equipment combination C45PRO



C45STR-0/2011	30 m	045000911
C45STR-G/9006	25 m	045000912
C45STR-R/3000	25 m	045000913
C45STR-B/5015	25 m	045000914
C45STR-Y/1023	25 m	045000915
C45STR-V/6029	25 m	045000916



CP

Wall-mounted bottle holder rack

- Can be used with wall-mounted tool panels



≡ 280x95x115mm



CP

088880470 522 g

PM/5C

5-tray tool holder, made of plastic, with support

- Interior dimensions of tray: 95x120 mm
- Can be used with tool wall systems C45PRO



≡ 600x140x165 mm



PM/5C

088880450 1,8 kg

PM/6C

6-tray tool holder, made of plastic, with support

- Interior dimensions of tray: 80x60 mm
- Can be used with tool wall systems C45PRO



≡ 600x95x115 mm



PM/6C

088880440 970 g

ACCESSORIES AND TOOL HOOKS



SB

Socket rails



SB1	L 210 mm	088880201
SB2	L 280 mm	088880202
SB3	L 360 mm	088880203

MB

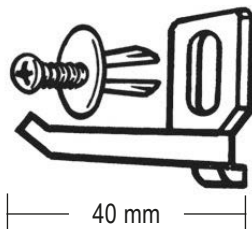
Socket clips for rails SB



MB0	□ 1/4	088880210
MB1	□ 3/8	088880211
MB2	□ 1/2	088880212

KIT/GPS


Kit of 40-mm GPS hooks with screws VE1



KIT/GPS	088880119	50 pz
----------------	-----------	-------

GM

Snap hooks with screw

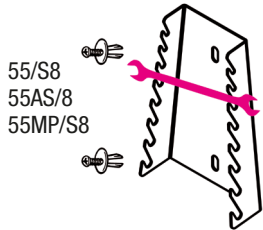


GM6,5	Ø 6,5 mm	088880250
GM9,5	Ø 9,5 mm	088880251
GM13	Ø 13 mm	088880252
GM16	Ø 16 mm	088880253
GM19	Ø 19 mm	088880254
GM25	Ø 25 mm	088880255

FOR PERFORATED PANELS

S55/8

Supports for 8 double open end wrenches, made from sheet metal
 ≡ 173x113x36 mm

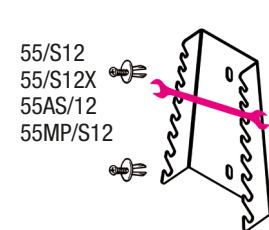


55/S8
 55AS/8
 55MP/S8

088880420

S55/12

Supports for 12 double open end wrenches, made from sheet metal
 ≡ 286x138x44 mm

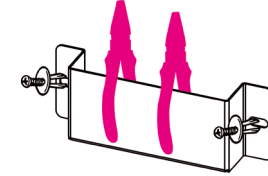


55/S12
 55/S12X
 55AS/12
 55MP/S12

088880421

ST2P

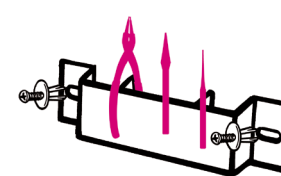
Pliers pockets, made from sheet metal
 ≡ 116x60x31 mm



088880422

TSPP

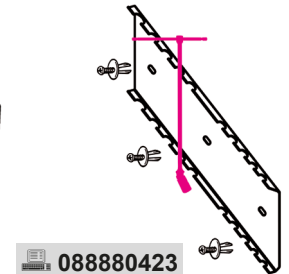
Tool pockets, made from plastic material
 ≡ 167x55x16 mm



088880402

S952/10

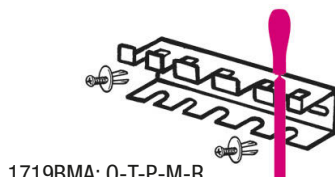
Supports for 10 T-handles, made from sheet metal
 ≡ 385x97x26 mm



088880423

S1719BM

Supports for 5 files, made from sheet metal
 ≡ 165x48x32 mm

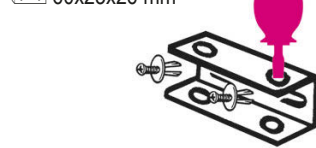


1719BMA: Q-T-P-M-R
 1719BMD: Q-T-P-M-R
 1719BMX: Q-T-P-M-R

088880404

SGN

Supports for 2 mini screwdrivers, made from sheet metal
 ≡ 60x23x26 mm

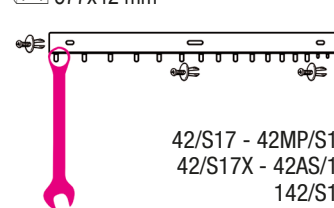


1290N-1292N-1299N/PZ
 1260N-1262N-1269N/PZ
 1201EN-1202EN-1209EN/PZ

088880405

S42/17

Supports for 17 combination wrenches, made from sheet metal
 ≡ 577x42 mm

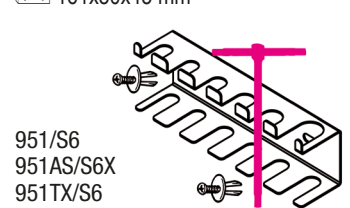


42/S17 - 42MP/S17
 42/S17X - 42AS/17
 142/S17

088880428

S951/6

Supports for 6 T handle wrenches with hexagon male ends, made from sheet metal
 ≡ 161x50x43 mm

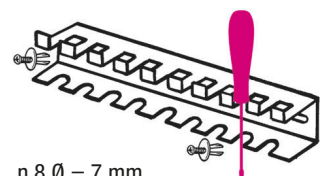


951/S6
 951AS/S6X
 951TX/S6

088880429

SPG11

Supports for screwdrivers, made from sheet metal
 ≡ 283x49x35 mm

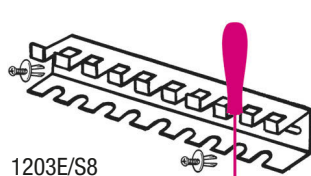


n.8 Ø = 7 mm
 n.2 Ø = 10 mm
 n.1 Ø = 12 mm

088880910

S1203/8

Supports for screwdrivers, made from sheet metal
 ≡ 283x49x35 mm

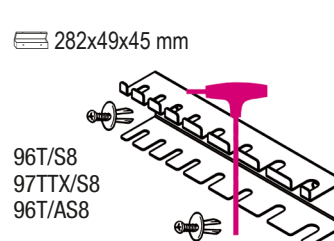


1203E/S8
 1263/D8
 1293/S8

088880430

S96T/8

Supports for 8 offset hexagon key wrenches, with high torque handles, made from sheet metal
 ≡ 282x49x45 mm

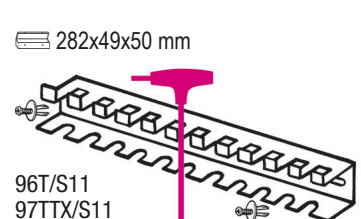


96T/S8
 97TTX/S8
 96T/AS8

088880431

96T/SPV

Supports for 11 offset hexagon key wrenches, with high torque handles, made from sheet metal
 ≡ 282x49x50 mm



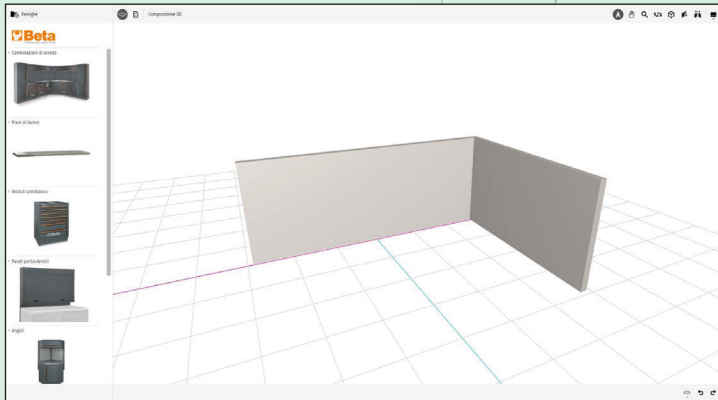
96T/S11
 97TTX/S11

000960958

3D PLANNER

Imagine and create...

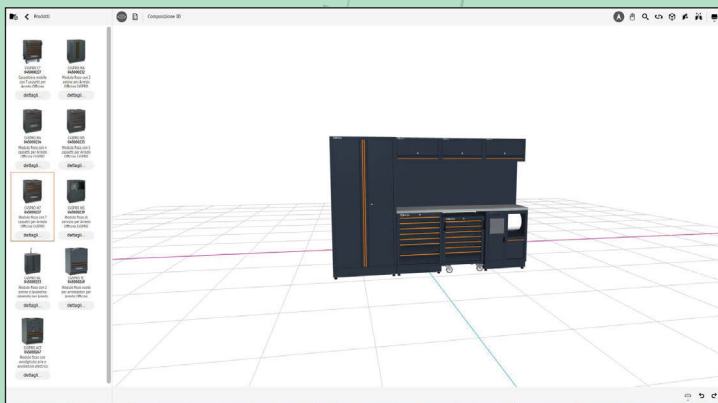
Configure your workshop in 3D online



STEP 1

Draw the walls

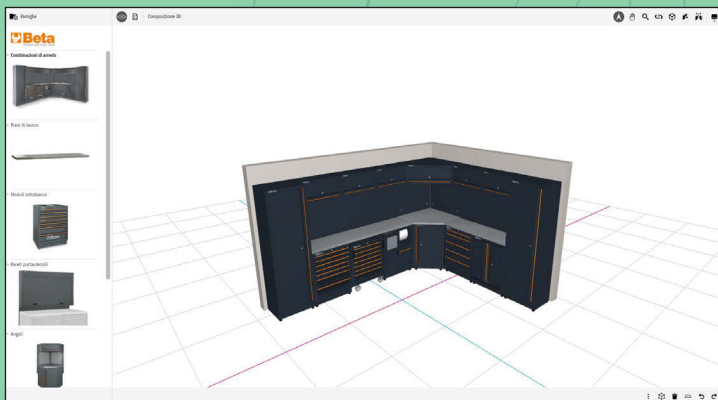
Create the walls according to the dimensions of your workshop.



STEP 2

Design your workbench system

Select and assemble the component parts, to make your own combination.



STEP 3

View the result in 3D

The combination is immediately displayed in 3D and can be viewed from different angles.

STEP 4

Request a quote

Print the detail of the arrangement in PDF format and take it to your dealer to get a quote.




CUSTOMIZED MODULES ON REQUEST

Fill your drawers with customized modules in six steps

1

Determine your needs and send your project to the Beta dealer




2

We will receive and codify your initial assortment of the project

Image	Product	Cod. Beta
	Self-locking pliers	010540022
	Pliers	010440250
	Pliers	011500046
	Screwdrivers for slotted head screws	012011039
	Screwdrivers for cross head Phillips® screws	012021018

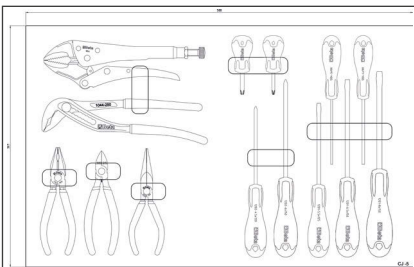
3

We will execute the design



4

We will submit the final layout for your approval



5

We will build the soft modules in Beta's factory in Sovico



6

We will deliver the tools in the customized modules



Contact our dealers
www.beta-tools.com/en/find-a-dealer/

Beta

winning, together

Fabio Quartararo
2022 MotoGP
World Championship



998011219



8 054809 459356

Beta Utensili S.p.A. | via Volta, 18 | 20845 Sovico (MB) | tel +39 039 20771
www.beta-tools.com